

FESTOOL®



Product Catalog **2023**

Built Better To Build Better



At Festool, we strive to understand what you demand out of a tool. We don't just manufacture professional power tools, we design, research, and develop our tools in the hands of tradespeople like you. We do this so that each and every single tool and product we make not only meets your needs, but surpasses your expectations about what a power tool can do.

Quality and reliability are integral to our entire manufacturing process. Many Festool power tools have already been in use for 30 years or more. Along with our focus on high-performance and longevity, we concentrate on ergonomics as well, so that you can work better with superior results.

In the following pages, you will see how every tool and accessory we manufacture is unmatched in quality, functionality and longevity. You will also discover how each product fits into our Festool system, which will help you maximize performance.

Get the most out of your catalog.

Check out the latest features!



Wayfinder tabs make it quick and easy to navigate through our catalog. The highlighted tab shows where you are now. Jump to any section with just one click.



Green-and-white info flags give you one-click access to product education and testimonials from top pros.

	Dust Extraction. Staying Clean & Efficient.
16	CT Dust Extractors
30	Hoses & Filter Elements / Bags
32	CT Accessories
35	Cleaning Accessories
36	CT Cyclone
	Multifunction Tables. Stable, reliable and mobile work station.
40	MFT Tables
44	MFT Accessories
	Storage & Mobility. Save valuable time. Get organized.
48	Storage/Mobility
50	Systainer ³
54	T-LOC & Classic Systainers
56	Accessories
57	Abrasive Systainer ³
	Cordless. Mobile solutions. Best in performance and power.
60	Sawing
62	Drilling
64	Sanding
65	Sound & Lighting
	Sawing. Precision, accuracy and versatility.
72	Track Saws
80	Guide Rail Accessories
86	Carpentry Saws
92	Circular Saw Blades
94	Sliding Compound Miter Saw
100	Jigsaws
110	Jigsaw Blades
	Oscillating Multi-Tool. Limitless functionality and keyless system.
114	Cordless Oscillator
	Routers. Uncompromised accuracy and control.
120	MFK 700
124	OF 1010
128	OF 1400
132	OF 2200
	Edge Banding. Delivering a perfect edge.
140	Edge Bander
	Joinery. Maximize the accuracy, speed, and ease of joinery.
146	DF 500
148	DF 700
150	Connectors & Tenons
	Planer. Get the results you're looking for faster.
156	HL 850
	Drilling. Portability and power to keep you working all day long.
162	Drills & Drivers
182	Bits & Accessories
	Lighting. See what you've been missing!
190	Inspection Light & SYSLITE® DUO
192	Work Lamp
	Jobsite Radio & Bluetooth® Devices. Keeping you connected in the shop or on the jobsite.
198	SYSROCK
199	TopRock
200	GHS 25 I
201	Bluetooth Control/Modules
	Sanding. From aggressive to fine finish.
204	Rotex Sanders
208	Random Orbital Sanders
210	Finish Orbital Sanders
216	Detail Sander
224	Drywall Sanders
230	Abrasives
240	Hand Sanding
	Polishing. Conquer the most demanding applications with ease.
248	Polishing Accessories
	Grinder. Built for the professional remodeler.
256	RG 130
258	AGC 18

BUILT BETTER TO BUILD BETTER™ FESTOOL.

As you know, our tools are built to deliver durable quality, reliable precision, and dependable power that you can see and feel every time.

Our mission is to build better tools to empower tradespeople to deliver outstanding work by helping them build cleaner, faster, smarter...better.

festoolusa.com/builtbetter
#FestoolBuiltBetter



CORDLESS 18V POWER

SAVE TIME AND GET MORE DONE.

For projects big and small, you expect a lot from your tools. What if there was one solution that combined everything and saved you time?

Our cordless tools are made for superior sawing, greater control when drilling and screwdriving, more comfortable sanding, and absolute reliability when cutting and grinding.

Cordless Power. Built Better.



NEW

PRODUCT LAUNCH



TS 60 K Track Saw

Armed with a large-capacity blade, powerful EC TEC brushless motor, and our unique kickback stop, this is the track saw for all your precision wood and plywood needs.



GHS 25 Ear Buds

Hear your music, your phone, and your crew clearly while keeping your ears protected with these OSHA-compliant, Bluetooth earbuds.



RG 130 Renovation Grinder

This tough-meets-technical diamond grinder can devour the roughest concrete and painted surfaces with smooth, tidy precision.

- Index
- Cleaning
- MFT
- Storage
- Cordless
- Sawing
- Multi-Tool
- Routers
- Banding
- Joinery
- Planer
- Drilling
- Lighting
- Radio
- Sanding
- Polishing
- Grinder



Join MyFestool!

Register your tool to benefit from our all-inclusive warranty.
Gain access to exclusive promotions, events and content.



Buy with confidence.

Festool's 3-2-1 Service is tailored to the demands of your daily work.

3-Year Wear & Tear and Free Repair Shipping, 2-Day Standard Repair Turnaround Time, 1-Month Satisfaction Guarantee.



Warranty all-inclusive.

- 3-Year Comprehensive Warranty Coverage - including wear and tear!
- 3-Year free shipping to and from Festool service department.
- 10-Year spare parts guarantee- Festool's are built to last.
- 30-Day money back guarantee is the best way to test our promise.**
- Not convinced in 30 days then simply get your money back.**



Tools repaired by Festool experts.

- 2-Day standard repair turnaround time - includes a full analysis and repair.
- The tool is returned to you repaired, cleaned, tested and ready to use.



How it works:

Create your personal MyFestool account. Once you've confirmed your dedicated account, you have access to customized information and direct contact with Festool at all times.

How you'll benefit:

- Quick and easy registration of newly purchased tools for warranty all-inclusive.
- Overview of your registered tools and their warranty periods.
- Download of warranty certificate for a tool within the warranty period.
- Simplified search for spare parts for your tools.
- Fast access to all current information from Festool.

Dedicated service line: 888-337-8600



Enjoy all the benefits and create your free account today.

It's Fast & Easy! Click the link or visit festoolusa.com/myfestool

Getting Connected to all things Festool.

Online resources loaded with educational content, training, news and project inspiration.

Social channels that highlight the Festool community, new products, resources, and inspiration.



▶ Festool USA

Use our main website as a launching pad to learn all there is to know about the product selection and the Festool System.



Find a dealer near you or online with our online dealer locator.

www.festoolusa.com

▶ Festool Live

Using our dedicated YouTube channel, broadcasting Live from Lebanon, Indiana with our expert trainers to discuss product and application basics.



Like and follow Festool USA on YouTube and Instagram to get alerts when new Episodes air.

www.festool.tv

▶ Festool TV

A YouTube video channel dedicated to product and application content, helping you get the most out of your investment.



Start here for instructional videos
www.festool.tv

Instagram

Get inspiration, how-tos, and more from your fellow tradesmen in the Instagram community.



Share photos and views of your work using #festoolusa
[instagram.com/festool_usa](https://www.instagram.com/festool_usa)

f Facebook

Connect with us to get the latest in product news and applications, or to see how others are using their tools.



Start here for the latest news
www.facebook.com/festoolusa



DUST EXTRACTION

Staying Clean & Efficient.

Festool's Dust Extraction is the heart of the system. Provides quicker cleanup and smoother finishes while helping to protect the air you breathe.

Determine which CT Dust Extractor is right for the job.












>> OSHA Table 1 Silica dust control solution for the applications outlined as; iii, vii, viii, x, xi, xii (*always check your local guidelines to ensure the proper equipment and PPE is being used for the given application). *Select Models

>> HEPA Filtration helps to ensure compliance with best practices as directed by OSHA and the EPA (please check your local jurisdiction for compliance).

>> AC (AutoClean) Function automatically cycles the filter cleaning action to help ensure optimum airflow and suction performance.



	X-Small	Medium	Medium	Medium	Large	X-Large	X-Large	XX-Large	XX-Large
General Application	Minimal Dust	Minimal Dust	Moderate Dust	Moderate Dust	Moderate Dust & Debris	Larger Dust & Debris	Fine & Drywall Dust	Larger Dust & Debris	Larger Dust & Debris
Worksite Location	Jobsite/Workshop - punch list work	Jobsite/Workshop - clean up	Jobsite/Workshop	Jobsite/Workshop	Jobsite/Workshop	Jobsite/Workshop	Jobsite/Workshop	Jobsite/Workshop	Jobsite/Workshop
FEATURES	HEPA \emptyset Bluetooth® equipped	HEPA	HEPA \emptyset Bluetooth® equipped	HEPA \emptyset Bluetooth® equipped	HEPA \emptyset Bluetooth® capable	HEPA \emptyset Bluetooth® capable	HEPA \emptyset Bluetooth® capable	HEPA \emptyset Bluetooth® capable	HEPA \emptyset Bluetooth® capable
hose storage	X	X	X	X	X	X	X	X	X
cord storage	X	X	X	X	X	X	X	X	X
sustainer docking	X		X	X	X	X	X	X	X
parking brake			X	X	X	X	X	X	X
blower function		X	X	X					
cleaning kit	X	X							X
hose type	D27 diameter smooth hose	D27 diameter ribbed hose	D27 diameter smooth hose	D27 diameter smooth hose	D27 diameter smooth hose	D36 diameter ribbed hose	D36 diameter smooth hose	D27 diameter smooth hose	D36 diameter smooth hose
filter cleaning			manual filter cleaning	manual filter cleaning			AUTOCLEAN filter cleaning		AUTOCLEAN filter cleaning
wet extraction capable		X	X	X	X	X	X	X	X
shoulder strap	X								
Capacity Needed	 CTC SYS 1.2 gal capacity	 CT 15 3.96 gal capacity	 CT MIDI I 4 gal capacity	 CTC MIDI 4 gal capacity	 CT 26 E 6.9 gal capacity	 CT 36 E 9.5 gal capacity	 CT 36 E AC 9.5 gal capacity	 CT 48 E 12.7 gal capacity	 CT 48 E AC 12.7 gal capacity

Highly portable solutions for light work.



Ideally suited for smaller tasks.

The CTC SYS System is small in size, BIG in performance. Portable and compact yet loaded with features.



NEW CTC SYS 1.2 gal capacity

Basic 576941 \$399.00 **Plus** 577390 \$684.00

- Ideal for touch up and punch list work on job sites.
- Compact & lightweight for maximum portability.
- Connects easily to the Systainer system.
- Compatible with 2 x 3.0 and 4.0 battery flat packs.



NEW CTC SYS
Basic | 576941



NEW CTC SYS
Plus | 577390

Standard package includes		
Battery Pack/Charger	N/A	Energy Set SYS 18V 2x4.0/TCL 6 DUO
Additional	Main filter, fitted filter bag, anti-static suction hose dia. 1-1/16" x 9.8' (27 mm x 3.0 m) with rotating angle adapter, hose holder, SYS-Dock with T-LOC function, upholstery brush, crevice nozzle, shoulder strap, remote control	
Specifications		
Motor Voltage		36V (2 x 18V)
Container Capacity		1.2 US. liq. gal. (4.5 liters)
Filter Bag Capacity		0.9 US. liq. gal. (3.5 liters)
Dimensions (L x W x H)		15-1/2" (396 mm) x 11-5/8" (297 mm) x 12" (307 mm)
Max. Suction Capacity		85 CFM (2 400 l/min)
Weight		19.40 lbs (8.8 kg)

Metric dimensions binding.

Making those every day tasks faster & easier.



The CLEANTEC CT 15 extracts dust, dirt, and water. Its design ensures that almost the entire container volume can be used – for long periods of work without having to change the filter bag.

COMPARE
all dust extractors



CT 15 E
577413

HEPA
DUST EXTRACTORS



CT 15 E 3.96 gal capacity
577413 \$419.00

- Ideal for cleaning on construction sites, production shop, or home workshop.
- Provide dust collection for each tradesperson on the job site.
- Compact, low weight and robust chasis to easily move and store.

Comparison Chart

	CT MIDI I	CT 15
Bluetooth Integration	X	
Manual Filter Cleaning Function	X	
Smooth Conical Anti-Static Hose	X	
Non-Anti-Static Conical Hose		X
Hose Garage	X	
Hose Retention Strap (top storage)		X
Cord Wrap	X	
SYSDOCK Systemer Docking Feature	X	
Cleaning Nozzle and Upholstery Brush		X
Parking Brake	X	
Optional Retractable Handle Available	X	X

Standard package includes

Anti-Static Suction Hose	1-1/16" x 11.5' (27 mm x 3.5 m)
Filters	HEPA (1 piece)
Disposable Filter Bag	1 piece
Crevice Nozzle	1 piece
Upholstery Brush	1 piece

Specifications

Power consumption	350 - 1,200 watt
Container Capacity	3.96 gal (15 liters)
Dimensions (L x W x H)	18-1/2" x 12-19/32" x 17-1/8" (457 mm x 320 mm x 435)
Max. Suction Capacity	130 CFM (3,700 l/min)
Weight	24.69 lbs (11.2 kg)

Metric dimensions binding.

Compact and full of features to make those moderate capacity tasks faster & easier.



Industry-leading, no-compromise pioneers of dust extraction.

By reducing your cleanup work and integrating with the Festool system, this CT Dust Extractor helps you do more work in less time.



HEPA
DUST EXTRACTORS



CT MIDI I 4 gal capacity
574837 \$679.00

HEPA
DUST EXTRACTORS



NEW CTC MIDI 4 gal capacity
Basic 577069 \$679.00 **Plus** 577506 \$978.00

- Ideal for cleaning on construction sites, production shop, or home workshop.
- Provide dust collection for each tradesperson on the job site.
- Compact, low weight and robust chasis to easily move and store.



CT MIDI I
574837



NEW CTC MIDI
Basic | 577069



NEW CTC MIDI
Plus | 577506

Standard package includes			
Anti-Static Suction Hose	1-1/16" x 11.5' (27 mm x 3.5 m)	1-1/16" x 11.5' (27 mm x 3.5 m)	1-1/16" x 11.5' (27 mm x 3.5 m)
Filters	HEPA (1 piece)	HEPA (1 piece)	HEPA (1 piece)
Disposable Filter Bag	1 piece	1 piece	1 piece
Specifications			
Power Consumption/ Motor Voltage	350 – 1,200 watt	36V	350 – 1,200 watt
Container Capacity	4 gal (15 liters)	3.96 gal (15 liters)	3.96 gal (15 liters)
Filter Bag Capacity	3.3 gal (12.5 liters)	3.30 gal (12.5 liters)	3.30 gal (12.5 liters)
Dimensions (L x W x H)	18-1/2" x 12-19/32" x 19.5" (470 mm x 320 mm x 495 mm)	21-5/8" x 12-5/8" x 19-1/2" (550 x 320 x 495 mm)	21-5/8" x 12-5/8" x 19-1/2" (550 x 320 x 495 mm)
Max. Suction Capacity	130 CFM (3,700 l/min)	109 CFM (3 100 l/min)	109 CFM (3 100 l/min)
Weight	24.91 lbs (11.3 kg)	29.1 lbs (13,2 kg)	29.1 lbs (13,2 kg)

Metric dimensions binding.



Your best selection for high capacity and suction power on any jobsite or workshop.

WATCH:
Hear it from the pros



CT MIDI I paired with Sander

CT 48 paired with Router

CT 26 paired with KAPEX

Festool's Dust Extraction is the heart of the system.

HEPA
DUST EXTRACTORS



CT 26 E 6.9 gal capacity
577083 \$799.00

HEPA
DUST EXTRACTORS



CT 36 E 9.5 gal capacity
577084 \$865.00

HEPA
DUST EXTRACTORS



CT 48 E 12.7 gal capacity
577085 \$935.00

- Large container capacity for any jobsite or in the workshop.
- Can be individually retrofitted with Bluetooth® module for remote starting.*
- High-performance turbine for the right suction power.
- Equipped with swiveling front caster wheels and large rear wheels for optimum mobility.

*[When used with optional Bluetooth® Remote Control CT-F I, or Bluetooth® Battery Pack. See page 201]

CT 26 E
577083



CT 36 E
577084



CT 48 E
577085



Standard package includes	CT 26 E	CT 36 E	CT 48 E
Anti-Static Suction Hose	1-1/16" x 11.5' (27 mm x 3.5 m)	1-1/16" x 11.5' (27 mm x 3.5 m)	1-1/16" x 11.5' (27 mm x 3.5 m)
Filters	HEPA (1 piece)	HEPA (1 piece)	HEPA (1 piece)
Disposable Filter Bag	1 piece	1 piece	1 piece
Container Capacity	6.9 gal (26 liters)	9.5 gal (36 liters)	12.7 gal (48 liters)
Filter Bag Capacity	6.3 gal (24 liters)	8.9 gal (34 liters)	12.2 gal (46 liters)
Specifications			
Power Consumption	350 – 1,200 watt	350 – 1,200 watt	350 – 1,200 watt
Dimensions (L x W x H)	25" x 14" x 22" (630 mm x 365 mm x 540 mm)	25" x 14-3/8" x 23-1/2" (630 mm x 365 mm x 596 mm)	28.1" x 15.4" x 26-3/4" (715 mm x 392 mm x 680 mm)
Max. Suction Capacity	137 CFM (3,900 l/min)	137 CFM (3,900 l/min)	137 CFM (3,900 l/min)
Weight	28.7 lbs (13 kg)	31.8 lbs (14.4 kg)	35.9 lbs (16.3 kg)

Metric dimensions binding.

"I get a lot of referrals based on the cleanliness of the jobsites."

- Dettmore Home Improvements

WATCH:
Festool helping create profitability

PLANEX drywall sanders + CT 36 E AC go hand-in-hand when tackling fine drywall dust.

See page 228 for more on the Drywall Set.



Textured Ceiling Removal & Wall Cleansing



Saves Time



Reduce Call Backs



Increase Efficiency



More Profitable



HEPA DUST EXTRACTORS

Standard package includes

Anti-Static Suction Hose	1-7/16" x 11.5' (36 mm x 3.5 m)
Filters	HEPA (1 piece)
Disposable Filter Bag	1 piece
Plastic Liner	1 piece

Specifications

Power consumption	350 - 1,200 watt
Dimensions (L x W x H)	25" x 14-3/8" x 23-1/2" (630 mm x 365 mm x 596 mm)
Max. Suction Capacity	137 CFM (3,900 l/min)
Container Capacity	9.5 gal (36 liters)
Filter Bag Capacity	9.0 gal (34 liters)
Weight	33.51 lbs (15.2 kg)

Metric dimensions binding.

CT 36 E AC HEPA 9.5 gal capacity
576760 \$985.00

- Automatic filter cleaning and automatic-start, for high-volume, fine dust capture.
- High-performance turbine for the right suction power.
- Can be individually retrofitted with Bluetooth® module for remote starting.*

*(When used with optional Bluetooth® Remote Control CT-F1, or Bluetooth® Battery Pack. See page 201)



Blast Gate
497926 \$72.00
For CT 36 AC / CT 48 AC and PLANEX drywall sander.



Tool Holder
205274 \$53.00
For CT 36 AC and PLANEX with a carrier handle and storage space for abrasives, pads and other small parts.



Support all the most common jobsite tasks with the most versatile and flexible CT Dust Extractor.



CT 48 E AC HEPA 12.7 gal capacity
576761 \$1,055.00

- Automatic filter cleaning and automatic-start, for keeping suction power high at all times.
- High volume capacity to tackle the biggest jobs.
- Cleaning accessories included to keep a clean jobsite or worksite, vehicle or shop.
- Can be individually retrofitted with Bluetooth® module for remote starting.*



HEPA
DUST EXTRACTORS

Standard package includes	
Anti-Static Suction Hose	1-1/16" x 11.5' (36 mm x 3.5 m)
Filters	HEPA (1 piece)
Disposable Filter Bag	1 piece
Plastic Liner	1 piece
Hose reducing sleeve	1 piece
Cleaning accessory kit	3 pieces
Specifications	
Power consumption	350 – 1,200 watt
Dimensions (L x W x H)	29" x 16" x 26-3/4" (740 mm x 406 mm x 680 mm)
Max. Suction Capacity	137 CFM (3,900 l/min)
Container Capacity	12.7 gal (48 liters)
Filter Bag Capacity	12.2 gal (46 liters)
Weight	43.21 lbs (19.6 kg)

Metric dimensions binding.



- Sawing ✓
- Routing ✓
- Planing ✓
- Sanding ✓
- Drilling ✓
- Cleaning ✓

**OSHA Table 1
Silica dust control***

Outfitted with both a HEPA filter and automatic filter-cleaning mechanism the powerful CT 48 E AC HEPA is perfect for working with high volume dust tasks and larger machines such as track saws, routers, hammer drills, and for those tasks, as defined by OSHA Table 1, related to silica dust.*

*please check your local jurisdiction for compliance





Anti-Static Hoses: Anti-static design helps to eliminate dust particle buildup on the hose exterior, also preventing clogging and errant shocks. Includes rotating connector (extractor end) and reducing sleeve (tool end).

Anti-Static Hoses

27 mm Diameter Hoses

	Suction hose D 27x3.0m-AS-90°/CT For the CT SYS	\$129.00	577160
	Suction hose D 27/32x3.5m-AS-90°/CT For the CT MINI and CT MIDI units manufactured prior to 2019	\$179.00	577161
	Suction hose D 27/32x3.5m-AS/CTR For the CT 26 / CT 36 / CT 48 and CT MINI/CT MIDI units manufactured from 2019 onwards	\$145.00	577158
	Suction hose D 27/32x5.0m-AS/CTR For the CT 26 / CT 36 / CT 48 and CT MINI/CT MIDI units manufactured from 2019 onwards	\$189.00	577159

36 mm Diameter Hoses

	Suction hose D36/32x3.5m-AS/R For the CT 36 AC / CT 48 AC	\$195.00	204923
	Suction hose D 36x3.5m-AS/CTR For the CT 26 / CT 36 / CT 48	\$195.00	204924
	Suction hose D 36x5.0m-AS/CTR For the CT 26 / CT 36 / CT 48	\$229.00	204925
	Suction hose D 36x7.0m-AS/CTR For the CT 26 / CT 36 / CT 48	\$279.00	204926



Sleeved Anti-Static Hoses: Integrated external sleeve protects the work surface and edges of material being machined as well as allows the hose to freely move over edges. Equipped with integrated Plug-It cords, these tapered hoses are compatible with most Plug-It equipped tools. Hoses are tapered for greater flexibility and airflow.

Sleeved Anti-Static Hoses

	Suction hose D27/22x5m-AS-GQ/CT D 27/22X5M-AS-GQ/CT USA	\$309.00	201761
	Suction hose D 32/22x10m-AS-GQ/CT HOSE W/SLEEVE10M BOX	\$415.00	201778

Main Filter Elements

	HEPA Main Filter - CT SYS	\$76.00	200340
	Main Filter - CT SYS	\$27.00	500558
	Main Filter - CT MINI / CT MIDI For CT MINI and CT MIDI units manufactured prior to 2019	\$76.00	496752
	HEPA Main Filter - CT MINI / CT MIDI-2 / CTC MIDI / CT 15 For CT MINI and CT MIDI units manufactured from 2019 onwards as well as CT 15	\$76.00	204201
	HEPA Main Filter - CT 26 / 36 / 48 / 36 AC / 48 AC For CT 26 / 36 / 48 and CT 36 AC / CT 48 AC	\$115.00	205412

Wet Filter Elements

	Wet Filter - CT MINI / CT MIDI-2 / CTC MIDI CT 15 For CT MINI and CT MIDI units manufactured from 2019 onwards as well as CT 15	\$26.00	204202
	Wet Filter - CT MINI / CT MIDI For CT MINI and CT MIDI units manufactured prior to 2019	\$26.00	456805
	Wet Filter - CT 26 / 36 / 48	\$28.00	496169

Filter Bags

	SELCLEAN Filter Bag - CT/CTC SYS (5 pieces)	\$25.00	500438
	SELCLEAN Filter Bag - CT 26 (5 pieces)	\$46.00	496187
	SELCLEAN Filter Bag - CT 36 (5 pieces)	\$53.00	496186
	SELCLEAN Filter Bag - CT 48 (5 pieces)	\$59.00	497539
	SELCLEAN Filter Bag - CT MINI (5 pieces) For CT MINI units manufactured prior to 2019	\$35.00	498410
	SELCLEAN Filter Bag - CT MIDI (5 pieces) For CT MIDI units manufactured prior to 2019	\$42.00	498411
	SELCLEAN Filter Bag - CT MINI / CT MIDI-2 / CTC MIDI CT 15 For CT MINI and CT MIDI units manufactured from 2019 onwards as well as CT 15 (5 pieces)	\$39.00	204308
	Disposable Dust Liner - CT 36 AC (5 pieces)	\$51.00	496215
	Disposable Dust Liner - CT 48 AC (5 pieces)	\$56.00	497540





Longlife Filter Bags

	Longlife Filter Bag - CT/CTC SYS (1 piece) For CTL SYS and CTC SYS	\$96.00	500642
	Longlife Filter Bag - CT MINI (1 piece) For CT MINI units manufactured prior to 2019	\$119.00	499703
	Longlife Filter Bag - CT MIDI (1 piece) For CT MIDI units manufactured prior to 2019	\$165.00	499704
	Longlife Filter Bag - CT MINI / CT MIDI-2 / CTC MIDI CT 15 For CT MINI and CT MIDI units manufactured from 2019 onwards as well as CT 15 (1 piece)	\$139.00	204309
	Longlife Filter Bag - CT 26 (1 piece)	\$259.00	496120
	Longlife Filter Bag - CT 36 (1 piece)	\$279.00	496121
	Longlife Filter Bag - CT 48 (1 piece)	\$309.00	498506

Rotating Connector (replacement)

Durable connection points for extractor end of hoses.

Anti-static Rotating Connectors - replacements



	Rotating Connector D 27 DAG-AS Anti-static ¹ version for D 27 mm suction hose.	\$30.00	452892
	Rotating Connector D 32/27 DAG-AS/CT Anti-static ¹ version for D 32 mm suction hose.	\$33.00	204919
	Rotating Connector D 36 DAG-AS/CT Anti-static ¹ version for D 36 mm suction hose.	\$32.00	204920
	Rotating Connector D 50 DAG-AS Anti-static ¹ version for D 50 mm suction hose.	\$35.00	452896

¹Anti-static versions are only effective when used with anti-static design (Festool's CT series) Dust Extractors.






Reducing Sleeves (replacement)

For tool end of hoses or use with cleaning sets, tubes, nozzles and brushes.





Anti-static Angle Adapters

	Angle Adapter D 27 DAG90-AS/CT For CT MINI and CT MIDI units manufactured from 2019 onwards as well as CT 15	\$33.00	202505
	Angle Adapter D 32/27 DAG/90°-AS/CT Elbow hose end for connection in CT MIDI or CT MINI units manufactured prior to 2019. (For use with 499742)	\$32.00	500673







Anti-static Reducing Sleeves

	Reducing sleeve D 27 DM-AS/CT D27 mm Anti-Static suction hose reducing sleeve. Tool end of extraction hose for 27 mm hose.	\$33.00	577162
	Reducing sleeve D 27/22 DM-AS/CT D27 mm Anti-Static suction hose reducing sleeve. Tool end of extraction hose for 27 mm Sleeved hose.	\$12.00	500668
	Reducing sleeve D 36 DM-AS/CT D36 mm Anti-Static suction hose reducing sleeve. Tool end of extraction hose for 36 mm hose.	\$30.00	500670
	Reducing sleeve D 36/32 DM-AS For D 36/32 suction hose. For all power tools with D36 flange and cleaning.	\$30.00	500671
	Reducing sleeve DC-D 36/27-AS Connect any D36 mm or D32 mm hose to a Festool tool with a 27 mm dust port.	\$33.00	768135


Anti-static Connectors

	Connector sleeve D 50/D 50 VM-AS Connects suction hoses D 50 mm/D 36 mm/D 27 mm. Connects Rotating Connector (extractor ends) together. Tapered fit.	\$23.00	493047
	Suction Adapter D 50/D 36 For reducing from 50 mm to 36 mm hose or when connecting 36 mm to 27 mm hose.	\$19.00	452897
	Antistatic Y-Adapter D 50 SV-AS/D 50 V Connects two suction hoses to the Dust Extractor. Includes blanking plug to cap off unused inlet.	\$48.00	452898
	Connecting sleeve D 36 DM-AS-LHS 225 For D36 mm hose and PLANEX drywall sander	\$27.00	577100

CT Accessories

	Handle SB-CT MINI / CT MIDI-2 / CT 15 For CT MINI and CT MIDI units manufactured from 2019 onwards as well as CT 15 Convenient transportation of mobile dust extractors.	\$115.00	204310
	Handle SB-CT 26/36 For CT 26/36 Convenient transportation of mobile dust extractors.	\$115.00	495802
	Handle SB-CT 48 For CT 48 Convenient transportation of mobile dust extractors.	\$115.00	497295
	Blast Gate For CT 36 AC / 48 AC and PLANEX drywall sander.	\$72.00	497926
	Tool Holder WHR-CT For CT 26/36 Galvanized steel tool holder for sanders	\$56.00	500312
	Tool Holder WHR-CT For CT 26/36 Galvanized steel tool holder for sanders	\$70.00	496122

CTC Accessories

	Storage box AB-CTC MINI/MIDI For CTC MINI and CTC MIDI For storing battery packs and cleaning accessories	\$32.00	577213
--	--	---------	--------

NEW



Boom Arm Set

CT 26 E CT 36 E CT 36 AC	\$499.00	203151
CT 48 E CT 48 AC	\$499.00	203153
Includes: Boom Arm (492753) CT Handle (495802 or 497295) Boom Arm Tool Holder (493558) Boom Arm Support Bracket (496780)		

01 Boom Arm	\$425.00	492753
CT 26 E CT 36 E CT 36 AC CT 48 E CT 48 AC		
Articulating, CT-mounted arm facilitates work by elevating the suction hose and power cord.		
02 Holder	\$76.00	493558
CT 26 E CT 36 E CT 36 AC CT 48 E CT 48 AC		
Convenient storage and cradle for up to two sanders. For use with Boom Arm. Included with Boom Arm Sets.		
03 Handle		
CT 26 E CT 36 E CT 36 AC	\$115.00	495802
CT 48 E CT 48 AC	\$115.00	497295
Improves mobility of CT Dust Extractors. Required for mounting of Boom Arm. Included with Boom Arm Sets. Compatible with WCR 1000.		

Cleaning Sets

The right cleaning set for every application.



Standard Cleaning Set

\$115.00 577257

Compact and lightweight set for quick cleanup in confined spaces.

- Includes: Dust Extractor Tube
Extensions Tube (3x)
Crevice Nozzle
Suction Brush
Floor Nozzle
SYS3 M 137



Craftsman Cleaning Set

\$245.00 577258

General purpose, all-plastic cleaning set for jobsite or workshop cleaning tasks.

- Includes: 36 mm Diameter Hose
Dust Extractor Tube
Extensions Tube (3x)
Crevice Nozzle
Suction Brush
Floor Nozzle
SYS3 M 437



Floor Cleaning Set

\$345.00 577259

Rugged stainless-steel set is built for durability and equipped to be the ideal solution for commercial shops or industrial settings.

- Includes: 36 mm Diameter Hose
Dust Extractor Tube
Stainless Extensions Tube (3x)
Crevice Nozzle
Suction Brush
Large Floor Nozzle
SYS3 M 437



Coarse Dirt Cleaning Set

\$189.00 577260

An ideal solution for settings with larger debris and heavier cleanup needs.

- Includes: 50 mm Diameter Hose
Dust Extractor Tube
Extensions Tube (2x)
Suction Brush
Floor Nozzle
SYS3 M 437

Cleaning Accessories - Tubes



Dust Extractor Tube D 36 HR-KAS
Polypropylene (with air-regulating slide to adjust suction power) - Connects tubes to extraction hose for comfortable grip. Rigid, lightweight, and crack-resistant.

\$29.00 203129



Extension Tube D 36 VR-M 3x
Stainless Steel - Resists corrosion and is long-lasting. Works with 27 and 36 mm hoses. 37-1/2" (950 mm) D 36 mm. (3 pieces)

\$78.00 452902



Extension Tube D 36 VR-K AS 3x
Non-Antistatic Polypropylene - Rigid, lightweight and crack-resistant. 37-1/2" (950 mm) D 36 mm. (3 pieces)

\$33.00 203137



Extension Tube D 50 VR-M
Non-Antistatic Plastic - 38" (970 mm) D 50 mm (2 pieces)

\$46.00 440412

Cleaning Accessories - Brushes



Floor Nozzle D 36 BD 370
D 36 Aluminum Industrial Floor Nozzle - Heavy-duty industrial design. Width 14-5/8" (370 mm); 2 casters, 2 brush inserts. Accepts D 27 mm and D 36 mm hoses and tubes.

\$189.00 452908



Floor Nozzle D 50 BD 450
D 50 Large Aluminum Industrial Floor Nozzle - High-quality industrial design. Width 17-11/16" (450 mm); 2 casters, 2 brush inserts.

\$205.00 452910



Suction Brush D 36 SP
Dia. 2-13/16" (70 mm). Accepts D 27 mm and D 36 mm hoses and tubes.

\$17.00 440404



Upholstery Brush D 36 PD
Width 4-11/16" (120 mm). Accepts D 27 mm and D 36 mm hoses and tubes.

\$12.00 500592



Crevice Nozzle D 36 FD-300
Length 14-5/8" (370 mm). Accepts D 27 mm and D 36 mm hoses and tubes.

\$10.00 452904



Crevice Nozzle D 36 FD-150
Length 6" (150 mm). Accepts D 27 mm and D 36 mm hoses and tubes. Included with CT SYS.

\$11.00 500593



Crevice Nozzle D 50 FD
Length 14-5/8" (370 mm). For use with 50 mm hose and tubes.

\$28.00 452912



Cleaning Accessory Set D 27 / D 36 D-RS
Includes Crevice Nozzle (452904), Upholstery Brush (440406) and Suction Brush (440404). Accepts D 27 mm and D 36 mm hoses and tubes.

\$32.00 492392



The simplest answer for increasing efficiency.

Minimize the lifetime cost of ownership by separating and collecting large debris and coarse dust before it reaches your CT Dust Extractor.

Cyclone Systainer

Hose Connector
CT-VA to CT Dust Extractor

Collection Container

Hose Connector
CT-VA to tool

Systainer Pan



Saving you both time and money.

The CT CYCLONE helps to reduce consumption of filter bags and filters. Integrated design makes for easy storage and transportation by fitting securely within the Festool SYSTAINER modular storage system.

*Consult festoolusa.com/osha for applications and details.

** Anti-static system is effective only when used with anti-static design (Festool's CT series) Dust Extractors.



CT CYCLONE - Accessories & Consumables



Collection container VAB-20/1
1 piece

\$77.00 204294



Disposable Dust Liner
10 pieces

\$23.00 204296



Standard package includes

Cyclone Systainer

VAB - 20 Collection Container

Systainer Collection Pan

Connecting Hose

Disposal Bag

Container Lid

Specifications

Dimensions 15-5/8" x 11-4/8" x 14"
(L x W x H) [395 mm x 295 mm x 515 mm]

Max. Container Capacity 5.3 gal (20 liters)

Weight 15.4 lbs (7 kg)

Metric dimensions binding.

CT CYCLONE 5.3 gal capacity Pre-Separator CT-VA-20

204083 \$419.00

For CT MINI I, CT MIDI I, CT 26,
CT 36, CT 36 AC, CT 48, CT 48 AC

- Fits securely within the Festool SYSTAINER modular storage system — allowing for easy storage and transportation.
- Reduces how often you need to replace filter bags and filters.



MULTIFUNCTION TABLES

Stable, reliable and mobile work surface.

The Festool Multifunction Table (MFT) is a versatile, sturdy platform for quick projects or a long day's work. Our MFT's allow fast setup, quick and secure clamping, plus easy compatibility with our Festool system.

A supplemental work surface that's quick to set up with vast clamping options.



Guide Rail System

For use with TS Track Saws, HK Carpentry Saws and OF Routers; make cross cuts, angle cuts and compound cuts. Use with router for rabbets, dados, grooves and flutes.



MFT/3 Basic

500608 \$699.00

Specifications	
Table dimensions	45" x 30" (1,157 x 773 mm)
Table height, legs folded away	7" (180mm)
Table height, legs unfolded	35" (900mm)
Max. workpiece thickness	3-1/16" (78 mm)
Max. workpiece width	27-9/16" (700 mm)
Load Capacity	264.56 lbs (120 kg)
Weight	61.73 lbs (28 kg)

MFT/3-MINI

495465 \$579.00

Though this basic, shorter version of the MFT/3 was engineered especially for use with the KAPEX miter saw, it delivers the full versatility and features of the Festool Multifunction Table System.

Specifications	
Table dimensions	34" x 23" (869 x 581 mm)
Min. working height with foldaway legs	7" (180mm)
Working height with legs	31" (790mm)
Load Capacity	264.56 lbs (120 kg)
Weight	41.89 lbs (19 kg)

MFT/3

495315 \$799.00

Guide Rail Supports (2x), Angle Unit (protractor head), Fence Rail, Fence Rail Clamp, Adjustable Stop, Guide Rail FS/2 1080 (42").

Specifications	
Table dimensions	45" x 30" (1,157 x 773 mm)
Table height, legs folded away	7" (180mm)
Table height, legs unfolded	35" (900mm)
Max. workpiece thickness	3-1/16" (78 mm)
Max. workpiece width	27-9/16" (700 mm)
Load Capacity	264.56 lbs (120 kg)
Weight	61.73 lbs (28 kg)

Metric dimensions binding.

Metric dimensions binding.



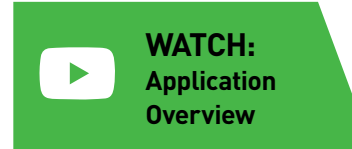


The customizable workshop that you can transport, set up, and breakdown in a flash on any jobsite.



Portable

Multifunction Tables are easy to store and transport. Stowaway folding legs enable two distinct working positions—full height or near the floor.



Grid-hole pattern

Uniform hole pattern provides the basis for secure clamping, so you spend less time trying to get a grip on tricky workpieces.



Mobile Workshop

MW 1000 Basic* 203454 \$575.00 **MW 1000 Set** 203802 \$799.00

- Combines worktops and storage while being customizable to your unique needs.
- Save time by transporting your tools and worktop in a single unit.
- Compact dimensions for effortless setup and breakdown.
- Stable worktop comprising perforated top and aluminum profile offers flexible clamping and attachment options.
- Easy to transport up and down steps due to the large, rubber-lined, shock-resistant wheels.

*Extension table not available

Specifications

Work height	34-7/16" (900 mm)	Dimensions (L x W x H)	25-1/4" (641 mm) x 23-5/8" (600 mm) x 42-3/8" (1 076 mm)
Total load capacity	220.00 lbs (100 kg)	Weight without table	41.88 lbs (19 kg)
Wheel dia.	7-7/8" (200 mm)	Weight with table	Weight with table
Table dimensions	17-17/32" (445 mm) x 14-9/32" (363 mm)		

Metric dimensions binding.



NEW Mobile Sawing Table

STM 1800 205183 \$1,199.00

- Quick and easy set up in the shop or jobsite environment.
- Robust design for a long service life, compact to transport and store, stable footprint to manage a variety of sheet sizes.
- Reduce fatigue and improve workflow with an ergonomic approach to handling sheet goods and assembly tasks.

Specifications

Dimensions (L x W x H) Fully assembled	71" x 71" (1800mm x 1800mm)	Dimensions (L x W x H) Collapsed for transport	45-1/4" x 27-3/4" x 9-13/16" (1150mm x 705mm x 250mm)
Work height Fully assembled min/max (2" (50mm) increments)	27-5/8" to 35 7/16" (700 mm to 900mm)	Weight	74.95 lbs. (34 Kg)
Total load capacity	330.69 lbs. (150 Kg)		

Metric dimensions binding.

MFT Accessories



Clamping Elements (2 pieces)
Clamp material from the edges or sides using the grid-hole pattern. Works with square-, round-, or irregular-shaped material.. \$139.00 488030



Quick Clamp (1 piece)
Ratcheting mechanism provides easy locking, a secure grip on material, and a quick release. Works seamlessly with holes and channels of the the MFT table and can be inserted into bottom t-slot of guide rails for limitless positioning. \$48.00 491594



Screw Clamps (2 pieces)
Traditional screw clamp design features T-style head. Works seamlessly with holes and channels of the MFT table and can be inserted into bottom t-slot of guide rails for limitless positioning.

Clamping thickness 4-11/16" (120 mm) \$50.00 489570

Clamping thickness 11-13/16" (300 mm) \$65.00 489571



Cross Members (2 pieces)
MFT Cross Members can be used to reinforce the MFT Multifunction Table, particularly when it is used for intensive applications where significant lateral force is created. For use with the MFT/3 and the MFT 1080 Multifunction Tables. Includes 2 Cross Member supports. \$99.00 495502



Adjustable stop MFT/3-AR
For setting up multiple repeat cuts. Can be easily folded away. \$28.00 495542



Connector VS
For connecting 2 MFT tables. Pack of 1 (2 are needed). Note: MFT/3 does not connect to MFT 1080 or MFT 800. \$28.00 484455



Quick Clamp MFT-HZ 80
For MW 1000 Mobile Workshop and MFT 3. Able to clamp different materials up to a height of 3-1/8" (80 mm) \$68.00 577132



**Easy setup,
secure and
portable
work surface.**

MDF insert plates make for a perfectly flat, resilient work surface with limitless options for securing material. It can also be flipped to prolong usable life.



MW 1000 Accessories




Pull-out drawer SYS-AZ-MW 1000
For MW 1000 mobile workshop. \$115.00 203456
Tool-free attachment and customized height adjustment.



Extension Table TSB/1-MW 1000
For MW 1000 mobile workshop and MFT/3 \$279.00 203457
Extended work space; aluminum profile and perforated top allow for use of many existing accessories
Weight: 26.9 lbs (12.2 kg)
Dimensions (L x W x H):
41-5/32" (1,045 mm) x 19-11/16" (500 mm) x 2-29/32" (74 mm)
Work height: 34-7/16" (900 mm)

FS/2 Guide Rails

Make your jobs easier by bringing the tool to the work. Available in eight different lengths, there's an ideal rail for every application. In addition, Guide Rails are quickly and securely connectable to allow for customized cutting lengths, plus easier transportation and storage.





STORAGE

Save valuable time. Get organized.


The Festool Systainer system allows quick and efficient transportation of tools, accessories and consumables - optimally protected, clearly stored and easy to transport.

Cut wasted time out of every workday and add dollars back to your bottom line.



Organize and arrange your workplace more effectively.

Keep the tools you are working with at hand, without getting in your way.



**SYS-Cart
SYS-RB**

204869 \$109.00

- Four wheels provide mobility and speed. Transporting tools and materials over long distances, parking areas or large construction sites.
- Four strap feedthroughs and the level surface enable various objects and materials to be easily transported.
- The central control element secures the Systainer³ and Systainer T-LOC units in place and prevents them from slipping or tilting over during transport.
- Two wheels can be secured using a locking brake. This ensures that the cart is positioned firmly and securely on the construction site and in the workshop.



**Workcenter Organizer
WCR 1000 T-LOC**

577253 \$429.00

- Attaches to Festool CT Dust Extractor SYS-Dock, no tools required
- Adjustable height, configurable trays and hooks maximize customization
- Tool hook provides onboard location to store two power tools

WCR 1000 T-LOC Accessories

	Hook For Tool, WCR 1000 WH For WCR 1000; For hanging two tools; For use as a hose holder	\$71.00	497474
	Hook, WCR 1000 SHQ For WCR 1000; Standard hooks for mounting on the pegboard qty. in pack 6 Units	\$28.00	497475
	Key Fastener, WCR 1000 PF 2x For WCR 1000, UCR 1000; The keys enable the attachment of individual accessories to the profiled groove; 2x keys incl. bits	\$14.00	497476
	Adjustable Shelf, WCR 1000 AB For WCR 1000; Large storage surface for placing sundries, boxes of abrasives or screws, etc	\$65.00	497477
	Spray Gun Hook, WCR 1000 LPH For WCR 1000 Workcenter; Holder for paint gun; For assembly at the profile groove for the WCR 1000 Workcenter; 2x screw; 2x square nut; weight 1.1 lb (0.5 kg); dimensions (L x W x H) 6" (148 mm) x 3" (76 mm) x 2-3/8" (60 mm)	\$71.00	498361

Practical and tidy storage system

Tools, accessories and consumables are optimally protected, clearly stored and easy to transport in the Systainer³.



3 Generations Compatible

Systainer³ products are compatible with one another and can be connected to all previous Systainer generations, most mobile dust extractors and many other system accessories.



Efficiency

Quick and efficient transportation of all tools and materials in the workshop and on the construction site – everything on hand and organized in the best possible manner.




Empty Systainer³

Quick and efficient transportation of all tools and materials in the workshop and on the construction site.



Systainer³ - M footprint

	SYS3 M 112 Dimensions: 15-9/16" L x 11-5/8" W x 4-7/16" H (396 x 296 x 112 mm)	\$64.00	204840
	SYS3 M 137 Dimensions: 15-9/16" L x 11-5/8" W x 5-6/16" H (396 x 296 x 137 mm)	\$69.00	204841
	SYS3 M 187 Dimensions: 15-9/16" L x 11-5/8" W x 7-6/16" H (396 x 296 x 187 mm)	\$75.00	204842
	SYS3 M 237 Dimensions: 15-9/16" L x 11-5/8" W x 9-5/16" H (396 x 296 x 237 mm)	\$80.00	204843
	SYS3 M 337 Dimensions: 15-9/16" L x 11-5/8" W x 13-4/16" H (396 x 296 x 337 mm)	\$85.00	204844
	SYS3 M 437 Dimensions: 15-9/16" L x 11-5/8" W x 17-3/16" H (396 x 296 x 437 mm)	\$91.00	204845




Systainer³ - L footprint

	SYS3 L 137 Dimensions: 20" L x 11-5/8" W x 5-3/8" H (508 x 296 x 137 mm)	\$80.00	204846
	SYS3 L 187 Dimensions: 20" L x 11-5/8" W x 7-3/8" H (508 x 296 x 187 mm)	\$85.00	204847
	SYS3 L 237 Dimensions: 20" L x 11-5/8" W x 9-5/16" H (508 x 296 x 237 mm)	\$91.00	204848

Systainer³ - XXL footprint

	SYS3 XXL 237 Dimensions: 31-3/16" L x 11-5/8" W x 9-5/16" H (792 x 296 x 237 mm)	\$109.00	204850
	SYS3 XXL 337 Dimensions: 31-3/16" L x 11-5/8" W x 13-4/16" H (792 x 296 x 337 mm)	\$125.00	204851

Systainer³ with lid compartment

NEW 	SYS3 DF M 137 Dimensions: 15-9/16" L x 11-5/8" W x 5-3/8" H (396 x 296 x 137 mm)	\$79.00	577346
NEW 	SYS3 DF M 187 Dimensions: 15-9/16" L x 11-5/8" W x 7-6/16" H (396 x 296 x 187 mm)	\$85.00	577347
NEW 	SYS3 DF M 237 Dimensions: 15-9/16" L x 11-5/8" W x 9-5/16" H (396 x 296 x 237 mm)	\$90.00	577348



Foldable carrying handle

The ToolBox's carrying handle can be folded away and unfolded as required – saving space and giving you easy access to your tools.



Systainer³ ToolBoxes

Hand tools, consumables and accessories are quickly stored and easy to transport in the ToolBox.

Systainer³ - M footprint

	SYS3 TB M 137 Dimensions: 15-9/16" L x 11-5/8" W x 5-3/8" H (396 x 296 x 137 mm)	\$64.00	204865
--	---	---------	--------

	SYS3 TB M 237 Dimensions: 15-9/16" L x 11-5/8" W x 9-5/16" H (396 x 296 x 237 mm)	\$75.00	204866
--	--	---------	--------

ToolBox - L footprint

	SYS3 TB L 137 Dimensions: 20" L x 11-5/8" W x 5-6/16" H (508 x 296 x 137 mm)	\$85.00	204867
--	---	---------	--------

	SYS3 TB L 237 Dimensions: 20" L x 11-5/8" W x 5-6/16" H (508 x 296 x 137 mm)	\$96.00	204868
--	---	---------	--------

Hand Tool Organizer Systainer

Wooden insert keeps hand tools organized for storage and transport.

SYS3 HWZ M 337
205518 \$195.00



Perfectly organized

The labeling panels on the plastic containers ensure improved organization and an overview.



Systainer³ Organizers

Small parts can be sorted individually thanks to plastic containers in seven different sizes.

Systainer³ - M footprint

	SYS3 Org M 89 Dimensions: 15-9/16" L x 11-5/8" W x 3-1/2" H (396 x 296 x 89 mm) Includes: Empty Organizer; without plastic containers.	\$64.00	204852
--	--	---------	--------

	SYS3 Org M 89 22xESB - 22 pieces Dimensions: 15-9/16" L x 11-5/8" W x 3-1/2" H (396 x 296 x 89 mm); Includes: 13 x plastic container 50 x 50 x 68; 8 x plastic container 50 x 100 x 68; plastic container 100 x 150 x 68	\$85.00	204853
--	--	---------	--------

	SYS3 Org M 89 6xESB - 6 pieces Dimensions: 15-9/16" L x 11-5/8" W x 3-1/2" H (396 x 296 x 89 mm) Includes: plastic container 50 x 50 x 68; plastic container 50 x 100 x 68; 3 x plastic container 100 x 150 x 68; plastic container 100 x 350 x 68	\$85.00	204854
--	--	---------	--------

Organizer - L footprint

	SYS3 Org L 89 Dimensions: 20" L x 11-5/8" W x 3-1/2" H (508 x 296 x 89 mm) Includes: Empty Organizer; without plastic containers.	\$75.00	204855
--	---	---------	--------

	SYS3 Org L 89 20xESB - 20 pieces Dimensions: 20" L x 11-5/8" W x 3-1/2" H (508 x 296 x 89 mm); Includes: 10 x plastic container 50 x 50 x 68; 6 x plastic container 50 x 100 x 68; 2 x plastic container 100 x 100 x 68; plastic container 100 x 150 x 68; plastic container 150 x 150 x 68	\$109.00	204856
--	---	----------	--------

	SYS3 Org L 89 10xESB - 10 pieces Dimensions: 20" L x 11-5/8" W x 3-1/2" H (508 x 296 x 89 mm) Includes: plastic container 50 x 50 x 68; 4 x plastic container 50 x 100 x 68; plastic container 100 x 100 x 68; 3 x plastic container 100 x 150 x 68; plastic container 100 x 350 x 68	\$109.00	204857
--	---	----------	--------






Container Sets

	Box 50x50x68 (2"x2"x2-11/16) - 10 pieces	\$21.00	204858
	Box 50x100x68 (2"x4"x2-11/16) - 10 pieces	\$23.00	204859
	Box 100x100x68 (4"x4"x2-11/16) - 6 pieces	\$27.00	204860
	Box 100x150x68 (4"x6"x2-11/16") - 6 pieces	\$32.00	204861
	Box 100x350x68 (4x13-3/4"x2-11/16") - 2 pieces	\$27.00	204862
	Box 150x150x68 (6"x6"x2-11/16) - 6 pieces	\$37.00	204863
	Box 150x300x68 (6"x13-3/4"-2-11/16) - 2 pieces	\$32.00	204864




T-LOC Systainers

Quick and efficient transportation of all tools and materials in the workshop and on the construction site.






Empty Systainers

	SYS-Combi 2 Dimensions: 15-9/16" L x 11-5/8" W x 10-3/8" H (396 x 296 x 263 mm) Weight: 7.7 lbs (3.2 kg)	\$169.00	200117
	SYS-Combi 3 Dimensions: 15-9/16" L x 11-5/8" W x 12-3/8" H (396 x 296 x 315 mm) Weight: 7.8 lbs (3.5 kg)	\$179.00	200118
	SYS MINI Dimensions: 10-13/32" L x 6-11/16" W x 2-3/4" H (265 x 170 x 70 mm) Weight: 0.9 lbs (0.4 kg)	\$32.00	499622
	SYS-Storage Dimensions: 15-19/32" L x 11-21/32" W x 6-9/16" H (396 x 296 x 167 mm) Weight: 5.5 lbs (2.5 kg)	\$119.00	499901
	SYS-MFT Dimensions: 15-19/32" L x 11-21/32" W x 4-1/8" H (396 x 296 x 105 mm) Weight: 4.4 lbs (2.0 kg)	\$95.00	500076

Containers for SYS-STORAGE Box

	Container Set - 6 pieces Small container set for use in Sys-Storage Box. Dimensions: 2-3/8" x 2-3/8" x 2-3/4" (60 x 60 x 71 mm).	\$14.00	500066
	Container Set - 4 pieces Medium container set for use in Sys-Storage Box. Dimensions: 2-3/8" x 4-3/4" x 2-3/4" (60 x 120 x 71 mm).	\$16.00	500067
	Container Set - 2 pieces Large container set for use in Sys-Storage Box. Dimensions: 7-3/32" x 4-3/4" x 2-3/4" (180 x 120 x 71 mm).	\$19.00	500068

SORTAINERS

	4-Drawer SORTAINER Dimensions: 15-5/8" L x 11-5/8" W x 8-9/32" H (395 x 295 x 210 mm) Drawer Composition: 2 small drawers, 1 medium drawer, 1 large drawer	\$189.00	491522
	6-Drawer SORTAINER Dimensions: 15-5/8" L x 11-5/8" W x 8-9/32" H (395 x 295 x 210 mm) Drawer Composition: 6 medium drawers	\$199.00	491984
	9-Drawer SORTAINER Dimensions: 15-5/8" L x 11-5/8" W x 8-9/32" H (395 x 295 x 210 mm) Drawer Composition: 6 small drawers, 3 medium drawers	\$205.00	491985
	12-Drawer SORTAINER Dimensions: 15-5/8" L x 11-5/8" W x 8-9/32" H (395 x 295 x 210 mm) Drawer Composition: 12 small drawers	\$215.00	491986
	SORTAINER SYS 4 Dimensions: 15-9/16" L x 11-5/8" W x 12-11/16" H (396 x 296 x 322 mm) Drawer Composition: 3 larger drawers	\$189.00	200119



SYS-Roll

498660 \$229.00

Capable of carrying up to 220 lbs. of tools and accessories stored in your Systainers and Sortainers.

Adjustable strap keeps your stack in place even on rough terrain.



T-Loc

Systainer³

Classic

3 Generations of Systainers

Connect all Systainer generations, most mobile dust extractors and many other system accessories.



Systainer³ Mounting Rails

Compatible with Systainer³ M and L footprints and the SYS-Cart for DIY racking.



SYS-AZ Pull-Out Drawers

Designed to work with 32 mm systems for layout and construction. Compatible with T-LOC and Systainer³.

Storage

Custom-build a storage solution that fits your needs. With individual drawer and slide mechanisms as well as DIY racking.

	SYS-AZ (1 drawer) Dimensions: 15-1/2" L x 15-1/2" W x 4" H (396 x 396 x 105 mm) Weight: 4.4 lbs (2.0 kg)	\$53.00	500692
	SYS-AZ (5 drawers) Dimensions: 15-1/2" L x 15-1/2" W x 4" H (396 x 396 x 105 mm) Weight: 4.4 lbs (2.0 kg) per drawer	\$255.00	500767
	Systainer³ Rails - 4 pairs Compatible with Systainer ³ M and L and SYS-Cart. Mounting rails for DIY racking.	\$43.00	204871

Foam Inserts - Systainer³

	Cartridge inlay For Systainer ³ M 337/437 For storage of cartridges and cartridge caps.	\$37.00	204943
Grid foam - Diced sections can be pushed out to produce any desired aperture			
	For Systainer ³ M	\$21.00	204942
	For Systainer ³ L	\$48.00	204946
Foam Insert - Protects the content			
	For Systainer ³ M	\$11.00	204940
	For Systainer ³ L	\$21.00	204944
	For Systainer ³ XXL	\$32.00	204947
Base pad - Protects the content			
	For Systainer ³ M	\$11.00	204941
	For Systainer ³ L	\$21.00	204945
	For Systainer ³ XXL	\$32.00	204948

Abrasive Assortment Systainer

	Assortment Abrasive Systainer³ 125 SYS-STF D125 GR For 5" (125 mm) abrasives; D125 P60 10 qty; D125 P80 25 qty; D125 P120 25 qty; D125 P180 20 qty; D125 P220 20 qty; D125 Interface Pad 1 qty	\$199.00	577126
	Assortment Abrasive Systainer³ 90 SYS-STF D90/93V GR For 90 mm (3-1/2") and V93 abrasives; V93 P60 10 qty; V93 P80 10 qty; V93 P120 10 qty; V93 P180 10 qty D90 P60 10 qty; D90 P80 20 qty; D90 P120 20 qty; D90 P180 10 qty; D90 Interface Pad 1qty	\$199.00	577127
	Systainer³ Abrasive Set, SYS STF D150 GR Compatible with Rotex 150, ETS 150, ETS EC 150	\$199.00	577110

Abrasive Systainer³

	SYS-STF-80x133/D125/Delta For ETS 125, RO 125, LS 130, RTS 400, DTS 400 abrasives	\$85.00	576781
	SYS-STF-D77/D90/93V For RO 90 abrasives	\$85.00	576784
	SYS-STF D150 For ETS 150 and RO 150 abrasives	\$105.00	576785

Systainers Accessories

	Cover Plate - 10 pieces Protective sleeves for use with custom labels on T-LOC SYSTAINERS.	\$10.00	497855
	Lock Adding an additional layer of security to the custom-built solution of the Sys-AZ drawers. Secure each drawer individually as needed. Includes one lock and one key.	\$19.00	500693
	Marking Labels - 25 pieces For labeling of all plastic containers with a height of 68mm.	\$16.00	204949

Router Bit Organizer Systainer

Store up to 40 router bits.

SYS3-OF D8/D12
576835 \$91.00



Mobile solutions that provide the best in performance and power.

CORDLESS ●●●
18V POWER



TSC 55 K

HKC 55

OSC 18

AGC 18

PSC 420
PSBC 420

ETSC 125
DTSC 400
RTSC 400

CTC SYS
CTC MIDI

SYSROCK

SYSLITE

BHC 18

TID 18

T 18 E

T 18+3
C18

CXS 12

DWC 18

TPC 18

Cordless Cutting Solutions

Superior solutions on the go.
Precise cuts and maximum performance.



Track Saw TSC 55 KEB

Often, even just a millisecond is crucial: The kickback is the most common cause of serious injuries when using a track saw. Our unique kickback stop therefore stops the saw blade of our cordless track saw in the blink of an eye, and so not only protects your workpiece but also helps to minimize the risk of injury to your hands. When combined, our new generation of saw blades allow for maximum cutting performance and perfect cutting quality at up to twice the speed with an extended battery range.

(Page 74 for more information)



Carpentry Saw HKC 55

Making exact and repeatable cuts quickly and accurately anywhere without sacrificing accuracy with a standard circular saw, makes this the ultimate solution for all wood processing on the jobsite. Coupled with FSK Guide Rails with integrated angle stops, HKC saws bring a higher degree of efficiency, repeatability, accuracy, and quality of cut unlike any circular saw before. Also compatible with all existing FS Guide Rails.

(Page 88 for more information)



CARVEX Jigsaws PSC 420 / PSBC 420

Tackle your most demanding (and remote) applications with the robust and versatile Carvex Cordless Jigsaws. Designed to deliver the same performance as their corded counterparts while taking advantage of the tool-less base change platform, these revolutionary jigsaws will have you forgetting that you've cut the cord.

(Page 102-104 for more information)



VECTURO Oscillating Multi-Tool OSC 18

The ultimate in versatility, the cordless VECTURO oscillating multi-tool combines limitless functionality with exceptional controllability — delivering precise results in the trickiest of places. The StarlockMax® tool holder makes it possible to change tools quickly without the need for additional equipment. Additionally, the brushless EC-TEC motor with vibration isolation ensures that work can progress at an ultra-rapid pace at the same consistently high level of comfort.

(Page 114 for more information)



Angle Grinder AGC 18

The powerful AGC 18 cordless angle grinder is highly durable and built for the professional remodeler who needs reliable, versatile performance. With its enclosed brushless motor, protected electronics, and variable speed, the AGC 18 is built to last and perform in a broad variety of applications. Extremely simple to use — with a keyless arbor and guard change, and variable speed.

(Page 258 for more information)

Drilling & Driving Solutions

Greater Control.

Fast and powerful drilling and screwdriving.



Impact Driver TID 18

This compact powerhouse offers an impressive service life thanks to its extremely robust impact mechanism. The perfect combination of the new generation brushless EC-TEC motor and 4.0 Ah battery pack ensure maximum performance and endurance.

(Page 162 for more information)



Easy Drill Driver T 18 Easy

Experience full power when drilling and screwdriving: the completely electronic torque adjustment can handle any drilling or screwdriving task. The combination of the 4.0 Ah Li-HighPower battery pack and maintenance-free brushless EC-TEC motor means that the T 18 E cordless drill is light, long-lasting and durable. Convenient fixed metal chuck with a range up to 1/2" capacity.

(Page 166 for more information)



Drill Driver T 18+3 / C 18

The T-Series and C-Series cordless drills are incredibly versatile. Drill and driver bits up to 1/2" in shank diameter, lighter Centrotec chuck with its full array of interchangeable drill and driver bits, 90° angle to the drive motor for tight spaces.

FastFix chuck system, LED illumination, bit storage, removable/reversible belt clip, optional offset chuck. 18V battery system.

(Page 178 for more information)



Drill Driver CXS 12

Our infamous go-to drill. Whether you're checking off your punch list or assembling large projects - this compact and lightweight drill delivers plenty of torque for drilling and driving, making it feel like an extension of your hand.

Fully-featured drill with FastFix chuck system, LED illumination, bit storage, removable/reversible belt clip. 12V battery system.

(Page 180 for more information)



QUADRIVE Hammer Drill TPC 18

Powerful. Versatile. With four gears for every application. And with the best gear change you have ever operated. Whether you are working on wood, metal or masonry - thanks to the axial hammer feature that can be switched on: The TPC is extremely durable and, thanks to its brushless EC-TEC motor, has extreme resilience and endurance.

FastFix chuck system, kickback stop to minimize risk of the drill twisting out of your hand, LED illumination, bit storage, removable/reversible belt clip. 18V battery system.

(Page 168 for more information)



Drywall Gun DWC 18

Hanging drywall is serious work and requires a serious drywall gun. Introducing the most refined and capable drywall gun yet - built to make hard work less hard on you. Equipped with magazine attachment for using commonly available collated screws, on-demand push and drive system (no need to hold the trigger), electronic cut-off, precision depth control, user-serviceable magazine, and EC-TEC brushless motor. Quiet, efficient, and accurate, for faster installs with less fatigue.

18V battery system
(Page 172 for more information)



Rotary Hammer BHC 18

The best power-to-weight ratio in its class. Combined with a compact and ergonomic C-handle design, the light weight and low vibration makes for efficient and comfortable one-handed use, whether for extended periods or even overhead applications.


18V battery system
(Page 174 for more information)

Sanding Solutions

Ultimate sanding performance.
A balanced design for comfort and control.



**Random Orbital Sander
ETSC 125**



**Finish Orbital Sander
RTSC 400**



**Delta Finish Orbital Sander
DTSC 400**



Cordless sanders that provide the same functionality of its corded counterpart but with hybrid power options - use it cordless or corded. Available in a 5/64" (2 mm) stroke. Integrated, removable Protector provides protection to abutting surfaces as well as the pad for up close sanding applications.

18V Ergo battery system
(Page 212, 218, 220 for more information)

Compact Solutions

Sound and lighting.
Compact, low weight and robust.



**SYSROCK
Jobsite Radio**

Fill the shop or jobsite with unbelievably big sound from the tiny 6" Jobsite Radio that weighs less than 2 lbs. (0.7 kg). The feature-rich compact SYSROCK provides FM Radio reception, Bluetooth® streaming capability, hands-free calling, aux-in, and much more. Listen to your tunes on your terms with either corded or cordless functionality. Dynamic Sound Processor (DSP) automatically adjusts the sound at all volume levels to produce full and natural sound with rich bass without distortion. Built-in microphone lets you take calls from your phone hands free. All this provides the perfect sound for your day even in extreme work conditions.

(Page 198 for more information)



**SYSLITE® II
LED Work Lamp**

The SysLite's robust build and shock-resistant body is easy to carry and designed to perform when you need it most. Updated with higher-performing LEDs to emit 50% more light with the same power consumption. 20% longer runtimes with a higher capacity internal battery, improved color temperature (5,000 Kelvin), and integrated emergency lighting function. Can be used with external Festool batteries or plugged directly into a power source.

(Page 192 for more information)



Dust Extraction Solutions

Staying clean & efficient.
Cordless. Powerful. Portable.

Cordless freedom with maximum portability. Fully equipped with timesaving and performance-enhancing features such as push-button suction control, manual filter cleaning, exterior-accessible filter drawer, smooth hassle-free hose, robust connection sleeve for secure leak-free connections, and Systainer integration for easier transport.

(Page 18, 22 for more information)



CTC MIDI

CTC SYS

CORDLESS 18V POWER



NEW

	2.6 Ah	4.0 Ah Li-High Power Compact	5.0 Ah	5.2 Ah
Item #	500243	205036	577661	202480
Price	\$73.00	\$125.00	\$135.00	\$135.00
Suitable Chargers	MXC	TCL 6 TCL 6 DUO SCA 8		
Benefits	Compact Lightweight	For all Festool Cordless tools. 20% lighter and 50% more compact than 5.2 Ah 18V standard battery pack	For all Festool Cordless tools All-rounder battery pack for all applications	
Ideal Applications	Light screwing for assembly tasks. CXS 12	Light assembly work with low power requirements. Light drilling and driving and cutting applications. TID 18, T 18 E, T 18+3, C 18, DWC 18, PSC 420, PSCB 420, OSC 18, CTC SYS, SYSROCK, SYSLITE KAL II	Bluetooth® enables the CT Dust Extractor to be started automatically when the cordless tool is switched on. for all 18-volt devices (except ETSC 125, RTSC 400, DTSC 400, CTC SYS)	For all tasks with a focus on performance and endurance, as well as tough drilling and driving tasks. TSC 55 K, HKC 55, AGC 18, TPC 18, BHC 18, CTC MIDI
Battery voltage	10.8 V	18 V	18 V	18 V
Weight	0.44 lbs	1.32 lbs	1.55 lbs	1.50 lbs
Bluetooth®		•	•	•



NEW

	MXC	TCL 6	TCL 6 DUO	SCA 8
Item #	497497	201138	577018	200313
Price	\$73.00	\$79.00	\$129.00	\$105.00
Benefits	Quick Charge = 20 mins Full Charge = 30 mins For 2.6 Ah 12 V battery pack	LED display to show battery life and charge status Secure cord holder Wall mount capable For all 18V battery packs	Wall mount capable Suitable for all battery packs from the 10.8 V, 14.4 V and 18 V classes (with the exception of: BP-XS for CXS/TXS 10.8 V)	LED display to show battery life and charge status Secure cord holder Wall mount capable For all 18V battery packs
AIRSTREAM			Two battery packs can be quickly charged at the same time	•
Weight	1.10 lbs	1.76 lbs	3.30 lbs	2.43 lbs



	3.1 Ah Ergo	Mains Adapter ACA 18V Ergo
Item #	202498	202502
Price	\$115.00	\$135.00
Suitable Chargers	TCL 6 TCL 6 DUO SCA 8	For converting Cordless Sanders to Corded option. Plug-it Cord needed
Benefits	Designed for Festool Cordless Sanders Powerful and Long-lasting	Designed for Festool Cordless Sanders Hybrid power solution
Ideal Applications	Uninterrupted sanding tasks ETSC 125, RTSC 400, DTSC 400	When corded to cordless operation is needed ETSC 125, RTSC 400, DTSC 400
Battery voltage	18 V	
Weight	0.88 lbs	0.66 lbs
Bluetooth®	•	



NEW

NEW

	PHC 18	SYS 18V 2x5,0/TCL 6 DUO	SYS 18V 2x4,0/TCL 6 DUO
Item #	577155	577079	577108
Price	\$49.00	\$299.00	\$285.00
Benefits	For all 18 V Li-ion battery packs (with the exception of 3.1 Ah Ergo battery packs)	for all applications and most 18-volt devices – with a focus on power and endurance (not compatible with the sanders ETSC 125, RTSC 400, DTSC 400. SYS 18V 2x5,2/TCL 6 DUO is also not compatible with the dust extractor CTC SYS)	
AIRSTREAM	Three smartphones can be charged at the same time	Two battery packs can be quickly charged at the same time	
Weight	.75 lbs	12.34 lbs	11.90 lbs



Li-HighPower

Light weight and powerful enough for any application.

Li-HighPower cell technology makes it powerful enough for every application. At just 1.2 lbs (600 g), it is 20% lighter and 50% more compact than a 5.2 Ah battery pack.

Dust-free working made easy.

With the Bluetooth® battery pack, the mobile dust extractor is automatically started up when the cordless tool is switched on. All 18 V battery packs are available with Bluetooth® technology – and are already included with delivery for many cordless tools.



Buy with confidence.

Festool's 3-2-1 Service is tailored to the demands of your daily work.

3-Year
Wear & Tear on your Tool, Battery and Charger.

Free Repair Shipping.

2-Day
Standard Repair Turnaround Time.

1-Month
Satisfaction Guarantee. Try it for 30 days and if not convinced then simply get your money back.

SAWING

Precision, accuracy and versatility.

This is where it starts for so many. Considering what these combined tools make possible, it's easy to see why. After taking one decisive leap into our world of precision, other tools seem antiquated by comparison. Our saws represent a smarter way of working with an industry-leading tool.





FLAWLESS

FORWARD.

NEW

TS 60 K TRACK SAW "THE CHAMPION"

Armed with a large-capacity blade, powerful EC TEC brushless motor, and our unique kickback stop, this is the track saw for all your precision wood and plywood needs.



Maximum Precision
Produce straight, repeatable cuts
in the workshop or at the job site.



WATCH:
Hear it from
the pros

“Durability and quality is important. I buy Festool because it does hold up when you’re constantly shuffling them from the shop to job site.”

- Darcy Warner, Warner Construction



TS 55 FEQ Basic
576708 \$599.00

TS 55 FEQ Set + FS 1400 Rail
577014 \$699.00

- Work twice as fast with the concentrated torque and combination of new generation saw blades.
- Absolute precision, high power, and considerable durability that you can count on - day after day.
- Offering a top-class sawing system for every application with our guide rails, wide variety of saw blades, and perfectly matched extraction system.

TOP 3 Accessories



Angle Stop
Angles of -60° to +60° can be set with repeatable accuracy.
For more information: Page 84



Thin Cutting Saw Blades
Work faster and achieve consistent cut quality.
For more information: Page 92



Guide Rail FS 2.0
Perfect for guiding the saw in any position.
For more information: Page 82



TS 55 F Basic
576708

Standard package includes

- 42-tooth saw blade
- Splinterguard
- Plug-It Power Cord
- SYSTAINER SYS3 M 337

Specifications

Power consumption	1,200 watt
Speed	2,000 - 5,200 RPM
Saw blade diameter	6-1/4" (160 mm)
Angular range	-1 - 47 °
Cutting depth	0" - 2-1/8" (0 - 55 mm)
Cutting depth at 45°	1-11/16" (43 mm)
Dust extraction connection dia.	1-1/16" / 1-7/16" (27/36 mm)
Weight	9.92 lbs (4.5 kg)

Metric dimensions binding.



TS 55 F Set + FS Rail
577014

Standard package includes

- 55" Guide Rail FS 1400
- 42-tooth saw blade
- Splinterguard
- Plug-It Power Cord
- SYSTAINER SYS3 M 337



BUY WITH CONFIDENCE.

Festool's 3-2-1 Service is tailored to the demands of your daily work.

3-Year
Wear & Tear on your Tool, Battery, and Charger.
Free Repair Shipping.

2-Day
Standard Repair Turnaround Time.

1-Month
Satisfaction Guarantee. Try it for 30 days and if not convinced then simply get your money back.

Cordless Track Saw for maximum cutting power.



Precise cuts at up to twice the speed.

When combined, our new generation of saw blades allows for maximum cutting performance and perfect cutting quality. The sawing system is rounded off with clever system accessories, such as guide rails, an angle stop, splinter guard and saw table.



Micro-adjustable depth controls

Micro-adjustable depth indicator features two cursor lines, for precise material processing on or off the Guide Rail. (TS/TSC 55 only.)



WATCH:
TSC 55 K Overview

TSC 55 KEB Basic

576717 \$549.00

- Concentrated torque and up to twice as fast work progress with an increased saw blade service life.
- 40% longer blade life with 20% less dust and material waste.
- Brushless EC-TEC motor combined with lithium-ion batteries for maximum cutting power.
- The kickback stop helps to reduce the risk of injury from kickback when sawing or plunging the tool into the workpiece.
- Low-dust mobile working thanks to dust collection bag or an extractor with Bluetooth® automatic switch-on.

TOP 3 Accessories




Guide Rail FS 2.0

Perfect for guiding the saw in any position. For more information: Page 82



Thin Cutting Saw Blades

Work faster and achieve consistent cut quality. For more information: Page 92



Parallel Guide Set

Perfect for making narrow repetitive rip cuts. For more information: Page 80



TSC 55 K Basic

576717

Standard package includes

42-tooth saw blade

Splinterguard

Chip collection bag

SYSTAINER

SYS3 M 437

Specifications

Battery voltage 18/36 V

Li-ion battery capacity 5.2 Ah

Speed 2,650 - 3,800/5,200 RPM

Saw blade diameter 6-1/4" (160 mm)

Angular range -1 - 47 °

Cutting depth 0" - 2-1/8" (0 - 55 mm)

Cutting depth at 45° 1-11/16" (43 mm)

Dust extraction connection dia. 1-1/16" / 1-7/16" (27/36 mm)

Weight 1 x 18 V/2 x 18 V 10.141 lbs (4.6 kg) / 11.684 lbs (5.3 kg)

Metric dimensions binding.



Reduce the charging process by up to 60%.

The AIRSTREAM system – a combination of the AIRSTREAM SCA 8 rapid charger and the AIRSTREAM battery pack – reduces the cooling time of the battery and thus the entire charging process by up to 60 percent.

Dust-free working made easy.

With the Bluetooth® battery pack, the mobile dust extractor is automatically started up when the cordless tool is switched on. All 18 V battery packs are available with Bluetooth® technology – and are already included with delivery for many cordless tools.



The TS 60 K
is our most versatile plunge-cut saw



NEW
TS 60 KEB-F Plus

576726 \$799.00

- The unique KickbackStop helps to reduce the risk of kickback during sawing or plunge-cutting into the workpiece
- Greater cutting depth, at the same size and weight as the TS 55 F
- Option to combine with the tried-and-tested guide rails and now with the FSK cross-cutting guide rails
- Powerful EC-TEC motor in combination with the thin kerf saw blades ensures work progresses quickly while requiring less effort
- Simple, precise and repeatable beveled cuts can be achieved by setting bevel angles from -1° to 47°
- The FastFix spindle lock and sophisticated design make it extremely easy to change the saw blade
- The transparent sliding sight window provides a good view of the saw blade

NEW
TS 60 KEB-F Plus FS

577422 \$899.00

Versatility and precision

The TS 60 K can even be combined with the FSK cross-cutting guide rail – a ground-breaking improvement in versatility - equally adept at ripping and cross-cutting.



NEW
TS 60 KEB- F Plus

576726

Standard package includes

42-tooth saw blade

Sight window

Splinterguard

Hex key 5 mm

SYSTAINER SYS3 M 337



NEW
TS 60 KEB- F Plus FS

577422

Standard package includes

42-tooth saw blade

Sight window

Splinterguard

Hex key 5 mm

SYSTAINER SYS3 M 337

55" Guide Rail FS 1400

Specifications

Power consumption 1500 watt

Idle engine speed 3000 - 6800 RPM

Saw blade diameter 6-5/8" (168 mm)

Angular range -1°-47°

Cutting depth 0" - 2-7/16" (0 - 62 mm)

Cutting depth 45° 1-3/4" (45 mm)

Dust extraction connection dia. 1-1/16" / 1-7/16" (27/36 mm)

Weight 10.58 lbs (4.8 kg)

Metric dimensions binding.



Incredible Power and Precision.

Suitable for cutting solid doors, truing rough lumber, cutting out window frames, and stacked sheet goods.



No other saw comes close to its power and pinpoint accuracy.

Capable of cutting material that is 2-3/4" thick, this saw will leave an edge that is both burn and splinter-free, creating edges that are clean enough to glue without any further prep work.

 **CLICK**
to see more



TS 75 EQ

576118 \$799.00



TS 75 EQ Plus FS

576119 \$975.00

- When used with Festool guide rails, you can achieve perfectly straight and splinter-free cuts.
- Spring-loaded riving knife (splitter) keeps the cut kerf open so that the material does not pinch the blade. This reduces the chance of kickback.
- The slip clutch helps to minimize the risk of a kickback and minimizes wear on the blade, gear case, and motor. (TS 75 only)
- Blade changes are easier and safer using the FastFix system which locks switch and arbor simultaneously for easy arbor bolt removal.

Invented by Festool as a new product in 1964. The Guide Rail FS system has evolved once again to improve cuts on all surfaces.

The new Guide Rail FS/2-KP is easy to transport with the Systainer System. Adhesive pads provide a secure grip on difficult surfaces. Self-aligning connectors to provide convenient connection of two guide rails. A high quality angle stop for accurately repeated angle cuts and a new extended deflector to prevent suction hoses and cables from catching on the guide rail.



TS 75 EQ

576118

Standard package includes

36-tooth saw blade

Splinterguard

Plug-It Power Cord

SYSTAINER SYS 5 TL

Specifications

Power consumption 1,600 watt

Speed 1,350 - 3,550 RPM

Saw blade diameter 8-1/4" (210 mm)

Angular range 0 - 47 °

Cutting depth 0" - 3" (0 - 75 mm)

Cutting depth at 45° 2-1/8" (55 mm)

Dust extraction connection dia. 1-1/16" / 1-7/16" (27/36 mm)

Weight 13.67 lbs (6.2 kg)

Metric dimensions binding.



TS 75 EQ Plus FS

576119

Standard package includes

75" Guide Rail FS 1900

36-tooth saw blade

Splinterguard

Plug-It Power Cord

SYSTAINER SYS 5 TL



Buy with confidence.

Festool's 3-2-1 Service is tailored to the demands of your daily work.

Track Saw and Guide Rail Accessories



TS 55 FEBQ - 6-1/4" (160 mm)



Splinter guard (5 pieces)
TS 55 FEBQ and REQ Flush-mount Splinterguard protects material surface for both straight and bevel cuts. \$28.00 499011



Limit Stop
Set stop points on the Guide Rail for repeat cuts and plunge-cuts. Infinitely adjustable placement along the entire rail. Reduces the risk of kickback when initiating plunge-cuts. \$16.00 491582



Parallel Side Fence
Create parallel cuts from an edge. Can be used on both sides of the saw. Flip it over and it becomes an extension table. Rip capacity from the blade side to 11-13/16" (300 mm) and on the motor side to 3-3/4" (95 mm). \$82.00 491469



Cover Plate
Encloses blade housing for improved dust extraction when cutting vertically or overhead. Can also be used for creating architectural false joints. \$77.00 577341



Dust Bag
Keep the work space clean by virtually collecting all dust. When not in use bag folds down for space-saving transportation and storage. Includes a dust cap. \$49.00 500393



TSC 55 KEB - 6-1/4" (160 mm)



Splinter guard (5 pieces)
TSC 55 KEB Flush-mount Splinterguard protects material surface for both straight and bevel cuts. \$28.00 499011



Limit Stop
Set stop points on the Guide Rail for repeat cuts and plunge-cuts. Infinitely adjustable placement along the entire rail. Reduces the risk of kickback when initiating plunge-cuts. \$16.00 491582



Parallel Side Fence
Create parallel cuts from an edge. Can be used on both sides of the saw. Flip it over and it becomes an extension table. Rip capacity from the blade side to 11-13/16" (300 mm) and on the motor side to 3-3/4" (95 mm). \$82.00 491469



Cover Plate
Encloses blade housing for improved dust extraction when cutting vertically or overhead. Can also be used for creating architectural false joints. \$77.00 577341



Dust Bag
Keep the work space clean by virtually collecting all dust. When not in use bag folds down for space-saving transportation and storage. Includes a dust cap. \$49.00 500393



Battery Pack BP 18 Li 5.2 ASI
Powerful 5.2 Ah battery for endurance and power. The all-rounder for all applications. Integrated LED display on the battery pack provides charge status at all times. Bluetooth® enables the compatible CLEANTEC mobile dust extractor to be started automatically when the cordless tool is activated. \$135.00 202480



TSC 55 KEB - 6-1/4" (160 mm) (Cont.)



Rapid Charger TCL 6
For Li-ion battery packs (except for CXS/TXS). LED display shows the remaining battery life and charge status. Space-saving with a secure cord holder. \$79.00 201138

NEW



TCL 6 DUO Rapid Charger
For all Li-ion battery packs (except for CXS/TXS); for charging two Li-ion battery packs at the same time \$129.00 577018



Rapid Charger SCA 8
Faster re-charge for less down time. AIRSTREAM batteries with the SCA 8 charger re-charge 60% faster than previous charging technology. \$105.00 200313

NEW



Energy Set SYS 18V 2x5,0/TCL 6 DUO
for all applications and most 18-volt devices – with a focus on power and endurance (not compatible with the sanders ETSC 125, RTSC 400, DTSC 400 and the dust extractor CTC SYS); ideal addition to the Festool Basic cordless tools or as additional battery packs for the workshop or job site; including: 2 x BP 18 Li 5,0 ASI battery pack; TCL 6 DUO rapid charger; Systainer SYS3 M 187 \$299.00 577079

NEW



Energy Set SYS 18V 2x4,0/TCL 6 DUO
for all applications and most 18-volt devices – when the focus is on compact design (not compatible with ETSC 125, RTSC 400, & DTSC 400 cordless sanders); ideal addition to the Festool Basic cordless tools or as additional battery packs for the workshop or job site; including: 2 x BP 18 Li 4,0 HPC-ASI battery pack; TCL 6 DUO rapid charger; Systainer SYS3 M 187 \$285.00 577108



TS 60 K plunge-cut saw

NEW



Parallel Side Fence
for TS 60 K; Parallel guide, guided on both sides; Can also be used as table extension \$82.00 577274

NEW



Splinter guard
for TS 60 K; Can be used with or without guide rail; For low-splinter cuts to the right of the saw blade; Package contents: 5 Units \$28.00 577288



Cover Plate
for TS 55, TS 55 R, TS 55 F, TS 60 K, TSC 55, TSC 55 K; Cover for improved dust extraction; Can also be used as false joint set \$77.00 577341



TS 75 EQ - 8-1/4" (210 mm)



TS 75 Splinter guard (5 pieces)
TS 75 EQ Splinter-free cross cuts in a single pass thanks to the off-cut side Splinterguard and integrated Guide Rail Splinterguard. \$28.00 491473



Limit Stop
Set stop points on the Guide Rail for repeat cuts and plunge-cuts. Infinitely adjustable placement along the entire rail. Reduces the risk of kickback when initiating plunge-cuts. \$16.00 491582



Parallel Side Fence
Create parallel cuts from an edge. Can be used on both sides of the saw. Flip it over and it becomes an extension table. Rip capacity from the blade side to 11-13/16" (300 mm) and on the motor side to 3-3/4" (95 mm). \$82.00 492243


Next Level Precision

The ultimate Guide Rail system for Sawing and Routing in any position.



Guide Rails


FS 1400/2-KP 55" (1,400 mm) **FS 1900/2-KP** 75" (1,900 mm)
 \$179.00 577043 \$265.00 577044



A secure hold in any position, even on difficult materials.

Guide Rails			
FS 800/2	32" (800 mm)	\$105.00	491499
FS 1080/2	42" (1,080 mm)	\$125.00	491504
FS 1400/2	55" (1,400 mm)	\$155.00	491498
FS 1900/2	75" (1,900 mm)	\$245.00	491503
FS 2700/2	106" (2,700 mm)	\$465.00	491937
FS 3000/2	118" (3,000 mm)	\$545.00	491501
FS 1400/2-LR 32	55" for hole series (1,400 mm)	\$165.00	496939
FS 2424/2-LR 32	95" for hole series (2,424 mm)	\$429.00	491622

Metric dimensions binding.



Adhesive Pads
 Precise cuts on different surfaces where conventional clamps will not work

TS 55 FEBQ - 6-1/4" (160 mm)



Adhesive Pads (30 pieces)

For use with FS 1400/2-KP and FS 1900/2-KP guide rails. For horizontal work on floors, work surfaces and walls. Secure the guide rail on different surfaces where conventional clamps will not work.

\$32.00 577042



FS-Rapid Clamp (1 piece)

Mounts to the Guide Rails via the continuous-bottom T-slot for limitless adjustability. Fast-acting trigger makes for quick setup. Clamps material on edge.

\$65.00 489790



Quick Clamp (1 piece)

Ratcheting mechanism provides easy locking, a secure grip on material, and a quick release. A perfect companion to the MFT/3, and fits seamlessly into the bottom T-slot of FS Guide Rails for limitless positioning and secure cutting.

\$48.00 491594



Screw Clamps (2 pieces)

Traditional clamp design features T-style head for use in the continuous-bottom T-slot of the Guide Rails to securely clamp to material.

Clamping thickness 4-11/16" (120 mm) \$50.00 489570

Clamping thickness 11-13/16" (300 mm) \$65.00 489571



Suction Handle

Equipped with dual quick-release suction cups for lifting and carrying loads up to 110 lbs. Great for moving nonporous material and sheet goods.

\$88.00 492617

Parallel Guide Set

Met. 203155 \$399.00
 Imp. 203160


Includes both Side Fence and Guide Extension



Parallel Side Fence

Met. 495717 \$329.00
 Imp. 201182

Achieve precise, repeatable rip cuts with two adjustable stops that engage the edge parallel to the cut. Adjustable to 25-19/32" (650 mm). (Guide rail not included)



Guide Extension

Met. 495718 \$189.00
 Imp. 201183

Perfect for making narrow repetitive rip cuts. Attaches to Parallel Guide and accepts the same stops for cuts up to 7-11/16" (195 mm). (Guide rail not included)





Precise angle cuts.
Angles of -60° to $+60^{\circ}$ can be set with repeatable accuracy and high precision.

Guide Rail Accessories



Angle Stop

Angles of -60° to $+60^{\circ}$ can be set with repeatable accuracy. The quick clamping lever allows for a Tool-Free connection to the Guide Rail.

\$189.00 577040



Guide Extension (Metric)

The Angle Stop (577040) can be extended using the guide extension with a scale and an adjustable stop. This allows cuts to be easily made to size with repeat accuracy. Include: Adjustable stop and 2 connecting pieces.

\$96.00 577041



Deflector

Helps to prevent the suction hose and cords from catching on the end of the Guide Rail for easier cord and hose management. Tool-free connection to Guide Rails via the T-slot and thumbscrew.

\$27.00 204787



Limit Stop

Set stop points on the Guide Rail for repeat cuts and plunge-cuts. Infinitely adjustable placement along the entire rail. Reduces the risk of kickback when initiating plunge-cuts.

\$16.00 491582



NEW

Adapter

Helps hold the guide rail in place particularly where it is not possible to position fastening clamps; for example, in the middle of large panels or on a tiled floor. Compatible with GECKO DOSH.

\$33.00 577293



NEW

Dual suction pad GECKO DOSH-Set

Classic dual suction pad and is used to bear workpieces with closed-pore surfaces, such as glass panels.

\$109.00 577294

FS Accessory Kit

Effortlessly produce perfect cuts or routs.

577157 \$319.00

- Includes:
- Angle Stop (577040);
- Guide Rail Connectors (577039);
- Deflector (204787);
- 2 Screw Clamps (489570);
- Limit Stop (491582);
- SYS3 M 137 with inlay (204841)



The connectors allow for straight and precise cuts with two or more connected guide rails.

Guide Rail Accessories



Guide Rail Connectors

Self-aligning function for connecting two FS Guide Rails for long workpieces so that the rails are straight. With 2 adjustable set screws per end for a secure connection.


\$48.00 577039



Guide Rail Bag

Transport and store rails up to 1,400 mm. Bag can store 2 rails up to 1,400 mm. This is the most ideal way to transport rails, featuring two cloth strap handles and a shoulder strap.

\$125.00 466357



Splinter guard

Adhesive-backed Splinterguard to maintain splinter-free cut quality. Splinterguard material is semi-transparent for better visibility of the cut line and is quick and easy to replace.


FS-SP 1400/T (55") \$27.00 495207

FS-SP 5000/T (197") \$50.00 495209

Non-Skid Strip

Non-slip adhesive strips to maintain the self-clamping feature of the Guide Rails, in 32.8' (10 m) roll.

\$32.00 485724



Glide Strip

Adhesive PTE plastic glide strip for FS/2 Guide Rails, in 32.8' (10 m) roll. Green in color and slightly crowned to reduce drag for smooth and easy cuts.

\$44.00 491741



Quick and accurate cuts on the job site.



Precision guidance:

The HK 55 demonstrates its versatility when combined with the Festool guide rail system, too. So, for example, sheet goods can be cut to size quickly and accurately using the existing Festool Guide Rails.



HK 55 EQ

576136 \$499.00



HK 55 EQ + FSK 420

575085 \$659.00

- Making exact and repeated cuts quickly and accurately anywhere.
- A highly precise circular saw, makes this the ultimate solution for all wood processing on the job site.
- Coupled with FSK Guide Rails with integrated angle stops, HK saws bring a higher degree of efficiency, repeatability, accuracy, and quality of cut unlike any circular saw before.



HK 55 EQ

576136

Standard package includes

18-tooth saw blade

Plug-It Power Cord

SYSTAINER SYS3 M 337



HK 55 EQ + FSK 420

575085

Standard package includes

Guide Rail FSK 420

18-tooth saw blade

Plug-It Power Cord

SYSTAINER SYS 4 TL

Specifications

Power consumption 1,200 watt

Speed 2,000 - 5,200 RPM

Saw blade diameter 6-1/4" (160 mm)

Angular range 0 - 60°

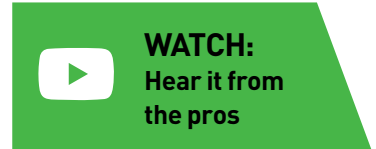
Cutting depth 0° 2-1/8" / 1-15/16" (55/50 mm)

Cutting depth 45° 1-5/8" / 1-1/2" (42/38 mm)

Dust extraction connection dia. 1-1/16" / 1-7/16" (27/36 mm)

Weight 9.7 lbs (4.4kg)

Metric dimensions binding.



Scribe mark is the cut mark

Precision work, even with miter cutting angles of up to 60°. The cutting edge will always follow the scribe mark edge exactly, even when miter cutting.

TOP 3 Accessories



Guide Rail Connectors

Easily connect two FS Guide Rails for long workpieces. For more information: Page 85



Thin Cutting Saw Blades

Work faster and achieve consistent cut quality. For more information: Page 92



Guide Rail FS 2.0

Perfect for guiding the saw in any position. For more information: Page 82

Cordless Carpentry Saw for limitless mobility on the job site.



HKC 55 Basic

576164 \$449.00

HKC 55 Plus

576167 \$679.00

HKC 55 Set + FSK 250 Rail

576173 \$799.00

- Making exact and repeated cuts quickly and accurately anywhere.
- The HK and HKC are the ultimate solution for all wood processing on the job site.
- Coupled with FSK Guide Rails with integrated angle stops, HK saws bring a higher degree of efficiency, repeatability, accuracy, and quality of cut unlike any circular saw before.

FSK cross-cutting guide rails. Straight and quick cross-cuts when paired with the HK/HKC Carpentry Saws.

When paired with the HK/HKC Carpentry Saws you will get straight and quick cross-cuts every time. These guide rails feature integrated adjustable angle stops along with a self-retraction feature. The new guide rails work only with the HK/HKC Carpentry Saws.



HKC 55 EB 18V Concentrated power

The combination of an 18V Lithium-ion battery pack and brushless EC-TEC motor with integrated motor management ensures impressive cutting performance. Free from the restraints of wall outlets and power cords.

 **CLICK**
to see more



HKC 55 Basic

576164

Standard package includes

18-tooth saw blade

SYSTAINER SYS3 M 337



HKC 55 Plus

576167

Standard package includes

[2x] BP 18 Li 5.2 ASI battery

TCL 6 rapid charger

18-tooth saw blade

SYSTAINER SYS3 M 337



HKC 55 Set + FSK 250

576173

Standard package includes

[2x] BP 18 Li 5.2 ASI battery

TCL 6 rapid charger

Guide Rail FSK 250

18-tooth saw blade

SYSTAINER SYS3 M 337

Specifications

Battery voltage	18 V
Li-ion battery capacity	5.2 Ah
Speed	4,500 RPM
Saw blade diameter	6-1/4" (160 mm)
Angular range	0 - 60°
Cutting depth	0° 2-1/8" / 1-15/16" (55/50 mm)
Cutting depth 45°	1-5/8" / 1-1/2" (42/38 mm)
Dust extraction connection dia.	1-1/16" / 1-7/16" (27/36 mm)
Weight with Li-ion	9.04 lbs (4.1kg)

Metric dimensions binding.



The retraction function

The cross cutting guide rail has an adjustable stop and an integrated rubber spring, which automatically brings the saw back to the starting position.

Carpentry Saw & Guide Rail Accessories



HK 55 EB - 6.25" (160 mm)

Guide Rail FSK - FSK 250

Straight and quick cross-cuts when paired with HK/HKC Carpenter Saws. Integrated adjustable angle stops can be easily set for angled cuts for quick and repeatable cuts. Self-retention and self-retraction features seamlessly connect to HK/HKC Saws making repeated cuts faster. 9-7/8" (250 mm) Cross-cut capacity.

\$179.00 769941



Guide Rail FSK - FSK 420

16-1/2" (420 mm) Cross-cut capacity.

\$209.00 769942

Guide Rail FSK - FSK 670

26-3/8" (670 mm) Cross-cut capacity.

\$245.00 769943

Parallel Side Fence

PA-HKC 55

Create parallel cuts from an edge. Can be used on both sides of the saw. Flip it over and it becomes an extension table.

\$67.00 500464



Dust Bag

Keep the work space clean by virtually collecting all dust. When not in use bag folds down for space-saving transportation and storage. Includes a dust cap.

\$49.00 500393



Easily and safely transport FSK Guide Rails. Equipped with shoulder strap. Available for the FSK 420 and FSK 670 rails.

Guide Rail Bag - FSK 420

FSK420-BAG

\$76.00 200160

Guide Rail Bag - FSK 670

FSK670-BAG

\$94.00 200161



Guide Rail FS



HK/HKC Carpentry Saws are fully compatible with the existing line of FS Guide Rails. Use FS Guide Rails for plunge cuts, longer cross-cuts, and longer rips that exceed the capacity of the FSK rails.

FS 800/2	32" (800 mm)	\$105.00	491499
FS 1080/2	42" (1,080 mm)	\$125.00	491504
FS 1400/2	55" (1,400 mm)	\$155.00	491498
FS 1900/2	75" (1,900 mm)	\$245.00	491503
FS 2700/2	106" (2,700 mm)	\$465.00	491937
FS 3000/2	118" (3,000 mm)	\$545.00	491501
FS 1400/2-LR 32	55" for hole series (1,400 mm)	\$165.00	496939
FS 2424/2-LR 32	95" for hole series (2,424 mm)	\$429.00	491622
FS 1400/2-KP	55" (1,400 mm)	\$179.00	577043
FS 1900/2-KP	75" (1,900 mm)	\$265.00	577044



HKC 55 EB - 6.25" (160 mm)

Guide Rail FSK - FSK 250

Straight and quick cross-cuts when paired with HK/HKC Carpenter Saws. Integrated adjustable angle stops can be easily set for angled cuts for quick and repeatable cuts. Self-retention and self-retraction features seamlessly connect to HK/HKC Saws making repeated cuts faster. 9-7/8" (250 mm) Cross-cut capacity.

\$179.00 769941



Guide Rail FSK - FSK 420

16-1/2" (420 mm) Cross-cut capacity.

\$209.00 769942

Guide Rail FSK - FSK 670

26-3/8" (670 mm) Cross-cut capacity.

\$245.00 769943

Parallel Side Fence

PA-HKC 55; Create parallel cuts from an edge. Can be used on both sides of the saw. Flip it over and it becomes an extension table.

\$67.00 500464



Dust Bag

Keep the work space clean by virtually collecting all dust. When not in use bag folds down for space-saving transportation and storage. Includes a dust cap.

\$49.00 500393



Easily and safely transport FSK Guide Rails. Equipped with shoulder strap. Available for the FSK 420 and FSK 670 rails.

Guide Rail Bag - FSK 420

FSK420-BAG

\$76.00 200160

Guide Rail Bag - FSK 670

FSK670-BAG

\$94.00 200161



Battery Pack BP 18 Li 5.2 ASI

Powerful 5.2 Ah battery for endurance and power. The all-rounder for all applications. Integrated LED display on the battery pack provides charge status at all times. Bluetooth® enables the compatible CLEANTEC mobile dust extractor to be started automatically when the cordless tool is activated.

\$135.00 202480



Rapid Charger TCL 6

For Li-ion battery packs (except for CXS/TXS). LED display shows the remaining battery life and charge status. Space-saving with a secure cord holder.

\$79.00 201138



TCL 6 DUO Rapid Charger

For all Li-ion battery packs (except for CXS/TXS); for charging two Li-ion battery packs at the same time

\$129.00 577018



Rapid Charger SCA 8

Faster re-charge for less down time. AIRSTREAM batteries with the SCA 8 charger re-charge 60% faster than previous charging technology.

\$105.00 200313



Energy Set SYS 18V 2x5,0/TCL 6 DUO

for all applications and most 18-volt devices – with a focus on power and endurance (not compatible with the sanders ETSC 125, RTSC 400, DTSC 400 and the dust extractor CTC SYS); ideal addition to the Festool Basic cordless tools or as additional battery packs for the workshop or job site; including: 2 x BP 18 Li 5,0 ASI battery pack; TCL 6 DUO rapid charger; Systainer SYS3 M 187

\$299.00 577079



Energy Set SYS 18V 2x4,0/TCL 6 DUO





for all applications and most 18-volt devices – when the focus is on compact design (not compatible with ETSC 125, RTSC 400, & DTSC 400 cordless sanders); ideal addition to the Festool Basic cordless tools or as additional battery packs for the workshop or job site; including: 2 x BP 18 Li 4,0 HPC-ASI battery pack; TCL 6 DUO rapid charger; Systainer SYS3 M 187

\$285.00 577108






Thin Cutting Saw Blades

The new saw blade geometry allows users to work faster and for longer, the new teeth shapes provide an improved cutting performance and the new carbide results in an extended service life, while maintaining a consistent cutting quality. Up to 100% faster cutting, 40% longer blade life, 20% less dust and material waste. (TS 55R and TSC 55R require 2.2mm kerf blades)

Wood Rip Cut	Panther Saw Blade For rapid working with low application of power, especially for rip cuts in solid wood. Suitable for hardwood and softwood.							
		Tooth Shape	Kerf	Bore	Teeth	Chip angle	Hook angle	Price
		Rip Cut	.070 in (1.8 mm)	3/4" (20 mm)	12	20°	-	\$55.00 205559
			.125" (2.2 mm)	3/8" (20 mm)	12	20°	-	\$56.00 496305
			.070 in (1.8 mm)	3/4" (20 mm)	16	20°	-	\$55.00 205770†
1/8" (2.6 mm)	1-3/16" (30 mm)		16	-	28°	\$86.00 495378*		
Standard Saw Blade Coarse-cutting rip blade for use with building panels, wood and soft plastics.								
	Tooth Shape	Kerf	Bore	Teeth	Chip angle	Hook angle	Price	
	Cross-Cut	1/8" (2.6 mm)	1-3/16" (30 mm)	18	-	20°	\$90.00 495379*	
Wood Universal	Universal Saw Blade The all-rounder for working with all types of wood and wood materials, as well as building panels and soft plastics.							
		Tooth Shape	Kerf	Bore	Teeth	Chip angle	Hook angle	Price
		Cross-Cut	.070 in (1.8 mm)	3/4" (20 mm)	28	15°	-	\$61.00 205560
			.125" (2.2 mm)	6-1/4" (160 mm)	28	15°	-	\$63.00 496304
			.070 in (1.8 mm)	3/4" (20 mm)	28	15°	-	\$61.00 205771†
1/8" (2.4 mm)	1-3/16" (30 mm)		36	-	15°	\$97.00 495380*		
Fine-Tooth Saw Blade The fine-cut saw blade for clean and splinter-free cross cuts in solid wood, laminated or veneered sheet materials and acrylic glass.								
Wood Fine Cut		Tooth Shape	Kerf	Bore	Teeth	Chip angle	Hook angle	Price
		Trapezoidal Cross-Cut	.070 in (1.8 mm)	3/4" (20 mm)	42	10°	-	\$84.00 205561
			.125" (2.2 mm)	3/8" (20 mm)	48	5°	-	\$87.00 495377
			.070 in (1.8 mm)	3/4" (20 mm)	42	10°	-	\$84.00 205772†
1/8" (2.4 mm)	1-3/16" (30 mm)		52	-	8°	\$139.00 495381*		



Laminate / HPL	Laminate/HPL Saw Blade Ideal for laminate and melamine-resin-bonded panels.							
		Tooth Shape	Kerf	Bore	Teeth	Chip angle	Hook angle	Price
		Trapezoidal Flat Tooth	.070 in (1.8 mm)	3/4" (20 mm)	52	-5°	-	\$95.00 205562
			.125" (2.2 mm)	3/8" (20 mm)	48	4°	-	\$97.00 496309
			.070 in (1.8 mm)	3/4" (20 mm)	52	-5°	-	\$95.00 205773†
1/8" (2.4 mm)	1-3/16" (30 mm)		60	-	-4°	\$155.00 495382*		
Aluminum / Plastics	Aluminum/Plastics Saw Blade Ideal for aluminum panels and profiles as well as for fiber-reinforced and hard plastics.							
		Tooth Shape	Kerf	Bore	Teeth	Chip angle	Hook angle	Price
		Flat Tooth with Variable Chamfer	0.070 in (1.8 mm)	3/4" (20 mm)	52	-5°	-	\$95.00 205563
.070 in (1.8 mm)	3/4" (20 mm)		52	-5°	-	\$95.00 205774†		
Abrasive Materials	Abrasive Materials Saw Blade The solution for cement-bonded and gypsum bonded chipboard and fiberboard.							
		Tooth Shape	Kerf	Bore	Teeth	Chip angle	Hook angle	Price
		Flat Tooth	.070 in (1.8 mm)	3/4" (20 mm)	4	-	-	\$145.00 205564
			.125" (2.2 mm)	1" (20 mm)	4	-	-	\$149.00 202958
.070 in (1.8 mm)	3/4" (20 mm)		4	-	-	\$145.00 205775†		

*TS 75 blades only
†TS 60 K/TSV 60 K blades only

Application guide system

Color code for quickly locating the appropriate blade type.




Tooth Shapes



Alternating Top Bevel—ATB Offset tooth saw blade
The teeth on this saw blade cut alternately to the left and right. The alternate tooth saw blade is a universal blade for all types of wood.



Triple Chip—TC Trapezoidal flat tooth saw blade
This blade features trapezoidal teeth with beveled edges on both sides that alternate with flat teeth when cutting. Ideal for hard plastic and materials with hard coatings.



Flat tooth saw blade - FT
The edges of the teeth are straight, not slanted. Each tooth cuts in the same way. This tooth shape is used in saws for cutting steel and construction materials.

The KAPEX
KSC 60 cordless
sliding compound
miter saws produce
unbeatably precise
cross cuts



NEW
KSC 60 EB Basic

576848 \$999.00

NEW
KSC 60 EB 5,2 I-Plus

577176 \$1,298.00

- Achieve precise and repeatable cuts with the led shadow-line and twin-column, dual-bearing slide mechanism
- Power through cuts all day long with the powerful 36-volt (2 x 18v) EC-TEC brushless motor
- Ultra-portable for easier transport with the lightweight and compact design
- Extremely versatile with 60° miter and 47° bevel, left and right



NEW
KSC 60 EB Basic

576848

Standard package includes

HW universal saw blade W 36	36-tooth saw blade W 36 (576927)
Screw Clamp, 4-11/16"	
LED spotlight	
Angle transfer device	
Elevation feet	
Chip collection bag	
Hex key	WAF 6



NEW
KSC 60 EB 5,2 I-Plus

577176

Standard package includes

HW universal saw blade W 36	36-tooth saw blade W 36 (576927)
Screw Clamp, 4-11/16"	
LED spotlight	
Angle transfer device	
Elevation feet	
Chip collection bag	
Hex key	WAF 6
SYS 18 V 2 x 5.2/TCL 6 DUO	

Specifications

Battery voltage	18/36 V
Idle engine speed	1300 - 1800/3500 RPM
Saw blade diameter	8-1/2" (216 mm)
Cutting depth 90°/90°	12" x 2-3/8" (305 x 60 mm)
Cutting depth 45°/90°	8-15/32" x 2-3/8" (215 x 60 mm)
Cutting depth 45°/45° (left)	8-15/32" x 1-9/16" (215 x 40 mm)
Cutting depth 45°/45° (right)	8-15/32" x 25/32" (215 x 20 mm)
Cutting depth 60°/90°	5-29/32" x 2-3/8" (150 x 60 mm)
Inclination angle	47/46 °
Miter angle	60/60 °
Dimensions (W x D x H)	25-5/32" x 18-1/16" x 17-13/32" (639 x 459 x 442 mm)
Dust extraction connection dia.	1-1/16" / 1-7/16" (27/36 mm)
Battery capacity	5.2 Ah
Weight	37.69/40.78 lbs (17.8/18.5 kg)

Metric dimensions binding.



Power: Uncompromising.
Endurance: Unlimited.

In conjunction with the dual battery system, the latest-generation brushless EC-TEC motor provides full power and maximum runtime – for all typical applications for an entire day's work. All of the freedom and convenience of cordless without compromising performance.



Compact and lightweight

With a rail-forward design, the KAPEX can be placed against a wall for all cutting tasks, maximizing the work space.



The KAPEX remains the most advanced sliding compound miter saw available today.


Compact and lightweight

With a rail-forward design, the KAPEX can be placed against a wall for all cutting tasks, maximizing the work space.



MiterFast Angle Transfer Device

Make the transfer of inside and outside angles from the workpiece to the saw quick and easy without complex angle calculations. The MiterFast is equipped with an aggressive locking mechanism to prevent slipping.



Watch Festool LIVE - EP 24. Learn more about the KAPEX Sliding Compound Miter Saw.



KS 120 REB

575306

Standard package includes

Universal Carbide Saw Blade	60-tooth (495388)
MiterFast Angle Transfer Device	
Hold-Down Clamp	
Wrench	

Specifications

Power consumption	1,600 watt
Idle engine speed	1,400 - 3,400 RPM
Saw blade diameter	10-1/4" (260)
Work height	35-1/2" (900)
Special cutting depth 90°/90°	2-1/4" (60mm) x 4-3/4" (120mm)
Special cutting depth 45°/90° (right)	3/4" (20mm) x 4-3/4" (120mm)
Special cutting depth 45°/90° (left)	1-1/2" (40mm) x 4-3/4" (120mm)
Crown moulding diagonal cut at 90°/90°	6-5/8" (168mm)
Crown moulding diagonal cut at 45°/90°	6-5/8" (168mm)
Bevel angle	47°/47°
Miter angle	50°/60°
Dimensions (W x D x H)	28" (713mm) x 19-3/4" (500mm) x 18-1/2" (470mm)
Weight	47.4 lbs (21.5 kg)







Metric dimensions binding.





Kapex KS 120 REB

575306 \$1,599.00

- The KAPEX features a rail forward design which increases precision and creates a compact footprint while preventing head play for accurate cuts.
- Easily align cuts from the left or right side using the dual lasers. The lasers clearly define the material which will be removed during the cut.
- Micro-adjustable bevel with up-front rotary knob. Large bevel scale and fine pointers make it easy to set precise bevel angles.
- Dust extraction up to 91% with behind the cut dust hood and pivoting 36 mm hose.

KAPEX Accessories

KS 60 Accessories			
NEW		Dust Bag for KSC 60. ensures a dust-free working environment with maximum mobility	\$49.00 577173
NEW		Elevation feet For KSC 60 (spare part only). Table height = Systainer: Long workpieces can be comfortably supported on the floor while working; Items already included in the KS 60 SET; For retrofitting the KS 60; Intermediate bases for elevating the KS 60 to the height of a Systainer SYS 1 T-LOC and Classic	\$39.00 500121
NEW		Adapter Base For KSC 60. Adapter base and saw blade holder for attaching the KS 60 to the UG-KAPEX KS 60 base frame	\$199.00 202056
NEW		Extension Set For KSC 60. Consisting of KA-UG-L and KA-UG-R; For use in conjunction with the Festool UG-KAPEX KS 60 adapter base	\$695.00 201909
NEW		Kapex Underframe UG For KSC 60. Self-contained folding design for transport	\$592.00 200129
NEW		Kapex Underframe For KSC 60. Self-contained folding design for transport; (KA-UG-R and KA-UG-L trimming attachments incl. in the contents). including: underframe; KA-UG-KS R/L trimming attachment	\$999.00 202055

		KS 60 saw blades NEW		KS 120 saw blades	
WOOD		Universal Saw Blade Clean-cutting general-purpose blade for wood and soft plastics. Fine rip cut blade for glue-ready joints. Carbide-tipped ATB blade.	Dia. 216 mm	Dia. 260 mm	
		Kerf 2.3 mm	Kerf 2.5 mm		
		Bore 30 mm	Bore 30 mm		
		Hook Angle -5 °	Hook Angle -5°		
		Tooth Shape ATB	Tooth Shape ATB		
		Teeth 36	Teeth 60		
		\$115.00 576927	\$159.00 495388		
WOOD		Fine-Tooth Saw Blade Cross-cut blade for smooth results in sheet goods, melamine, hard and soft woods. Carbide-tipped ATB blade.	Dia. 216 mm	Dia. 260 mm	
		Kerf 2.3 mm	Kerf 2.5 mm		
		Bore 30 mm	Bore 30 mm		
		Hook Angle -5 °	Hook Angle -5°		
		Tooth Shape ATB	Tooth Shape ATB		
		Teeth 60	Teeth 80		
		\$135.00 576928	\$175.00 495387		
ALUMINIUM/PLASTICS		Aluminium/Plastic Saw Blade The best choice for all aluminum profiles and for nearly every type of hard and fibre-reinforced plastic. Carbide-tipped TC blade.	Dia. 216 mm		
		Kerf 2.3 mm			
		Bore 30 mm			
		Hook Angle 0°			
		Tooth Shape TC			
		Teeth 64			
		\$140.00 576929			
LAMINATE/HPL		Solid Surface/Laminate Saw Blade Long-lasting, high-cut quality blade, ideal for laminate flooring and solid surface countertop materials. Carbide-tipped blade.	Dia. 216 mm	Dia. 260 mm	
		Kerf 2.3 mm	Kerf 2.5 mm		
		Bore 30 mm	Bore 30 mm		
		Hook Angle -5 °	Hook Angle -5°		
		Tooth Shape TC	Tooth Shape MATB		
		Teeth 60	Teeth 64		
		\$150.00 576930	\$179.00 495386		

KS 120 Accessories

	Blade Assortment Using the right blade is one of the easiest ways to improve your work. Get the best results while using your Kapex by having the right blade for the job. Includes one of each: Fine Tooth Blade (495 387) and Universal Blade (495 388).	\$229.00	203150
	Crown Stop Adjustable stops support nested workpieces at any angle. Base Extensions provide enhanced material support to the left or right, and enable additional clamping possibilities when used with Festool FS Clamps. (1 Base Extension and 1 Crown Stop included; 2 are recommended)	\$129.00	494369
	Angle Transfer Device Effortlessly copy and transfer tricky angles for quick and accurate cutting using the MiterFast and the KAPEX's dual-line lasers. Easily captures inside and outside corners and locks securely to maintain setting during transfer. (Not compatible with trimming attachments.)	\$215.00	200127
	Hold Down Clamp Fast-acting, cam-action clamp features non-marring material to protect the workpiece while providing excellent clamping ability. Footpiece is specially shaped to accommodate clamping stock close to the fence.	\$105.00	494391
	Clamping Kit (2 pieces) Secure the KAPEX to an MFT or worktable through the base with the clamping kit. Oversized hand knobs for easy installation and removal.	\$28.00	494693
	Quick Clamp (1 piece) Ratcheting mechanism provides easy locking, a secure grip on material, and a quick release. A perfect companion to the MFT/3, and fits seamlessly into the bottom T-slot of FS Guide Rails for limitless positioning and secure cutting.	\$48.00	491594
	Screw Clamps (2 pieces) Use in conjunction with Base Extension T-slots for additional material clamping options.		
	Clamping thickness 4-11/16" (120 mm)	\$50.00	489570
	Clamping thickness 11-13/16" (300 mm)	\$65.00	489571
	Crown Stops (2 pieces) Stop for positioning crown moldings at an angle; only compatible with KA-UG trimming attachment underframe.	\$115.00	203356
	Support Board Contoured support board. Only for use with the crown stops AB-KA-UG/2 (203356). Offers full support of material across the saw while also allowing full visibility of the miter gau	\$33.00	204536
	Multifunction Table A specially designed height and size for use with the KAPEX sliding compound miter saw. See page 40 for more details on the MFT/3-MINI.	\$579.00	495465
	Kapex UG Set Kapex UG Set consists of Kapex Mobile Base (497351), Left Extension and Right Extension.		
	Metric Set	\$999.00	497354
	Imperial Set	\$999.00	201179
	Trimming Attachment Set Right & Left folding extension with tool-free connection to the Kapex. Provides stock support with integrated flip stop, measurement scale and adjustable leg. Expands from 58-1/4" (1,480 mm) to 94-1/2" (2,400 mm).		
	Metric Set	\$695.00	497514
	Imperial Set	\$695.00	201187
	UG stand Kapex Mobile underframe is a rugged, mobile base that provides the foundation for precise and efficient material processing on the jobsite or in the shop. Designed for fast and simple setup and breakdown, the UG stand is built for maximum mobility.	\$639.00	497351

The **CARVEX** Jigsaws for increased cut performance with remarkable control.



CARVEX PS 420 EBQ

576181 \$445.00



CARVEX PSB 420 EBQ

576192 \$445.00

- Variable blade speed with extremely fast max 3,800 strokes per minute.
- Tool-free base and base insert platform for expanded capabilities.
- Triple blade guidance for perfectly perpendicular cuts and splinter guards for tear-free cuts.
- Stroboscopic high-intensity LEDs for high blade visibility.
- Brushless motor technology for light weight, more power and longer service life.
- Zero clearance splinterguard are solid one-piece inserts that are cut with the blade mounted in the machine for a clean, splinter-free cut.

TOP 3 Accessories



Guide Rail Base for CARVEX Jigsaw

Adapts to Guide Rails for guided cuts.
For more information: Page 109



Angle Base

For precise and simplified cutting on inside or outside edges.
For more information: Page 109



Jigsaw blade set

Festool T-shank jigsaw blades fit most professional jigsaws and are available for various materials.
For more information: Page 111



Splinter-free action

Solid one-piece Splinterguards are cut with the blade mounted in the machine. This allows precise zero-clearance for ultra clean cuts with no splinters or tearout.



WATCH:
Hear from the pros



PS 420 EBQ

576181

Standard package includes

T-Shank Jigsaw Blades for Wood (2 pieces)

Chip Catcher

Splinter guard

Plug-It Power Cord

SYSTAINER

SYS3 M 137

Specifications

Power consumption

400 watt

Stroke rate

1,000 - 3,800 RPM

Pendulum cover adjustment in stages

4

Cutting depth in wood

4-3/4" (120 mm)

Cutting depth in NF metals

3/4" (20 mm)

Cutting depth in steel (soft)

3/8" (10 mm)

Weight

4.19 lbs (1.9 kg)

Metric dimensions binding.



PSB 420 EBQ

576192

Standard package includes

T-Shank Jigsaw Blades for Wood (2 pieces)

Chip Catcher

Splinterguard

Plug-It Power Cord

SYSTAINER

SYS3 M 137



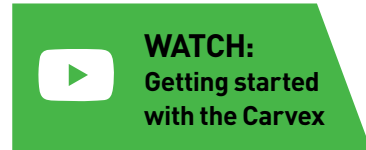
Warranty All-Inclusive.

3-Year Comprehensive Warranty Coverage- including wear and tear on your Tool, Battery and Charger.

**The CARVEX
Cordless Jigsaws**
for limitless mobility
with increased
cut performance.



Achieve ideal results and save time.
With strong traction and triple saw blade
guide for excellent curve handling.



**CARVEX
PSC 420 EB Basic**

576522 \$379.00

- Effortlessly transition from corded to cordless without compromising performance.
- Balanced with a unique ergonomic battery for optimum performance and handling.
- Tackle your most demanding (and remote) applications with the robust and versatile Carve Cordless Jigsaws.
- Designed to deliver the same performance as their corded counterparts.
- Tool-less base change platform.
- Zero clearance splinterguard are solid one-piece inserts that are cut with the blade mounted in the machine for a clean, splinter-free cut.

**CARVEX
PSC 420 EBI Plus**

576527 \$535.00



**CARVEX Accessory Kit.
Do more with a jigsaw than you thought possible.**

The most versatile, capable jigsaw ever built, the CARVEX is adaptable to virtually any material or application. With a wide range of time-saving, quality-improving, task-specific bases, adapters, and inserts.



PSC 420 EB Basic

576522

Standard package includes

T-Shank Jigsaw Blades for Wood
(2 pieces)

Chip Catcher

Splinterguard

SYSTAINER SYS3 M 187



PSC 420 EBI Plus

576527

Standard package includes

BP 18 Li 4.0 HPC-ASI battery pack

TCL 6 rapid charger

T-Shank Jigsaw Blades for Wood
(2 pieces)

Chip Catcher

Splinterguard

SYSTAINER SYS3 M 187

Specifications

Battery voltage	18 V
Li-ion battery capacity	5.2 Ah
Stroke rate	1,500 - 3,800 RPM
Pendulum cover adjustment in stages	4
Cutting depth in wood	4-3/4" (120 mm)
Cutting depth in NF metals	3/4" (20 mm)
Cutting depth in steel (soft)	3/8" (10 mm)
Weight	5.29 lbs (2.4 kg)

Metric dimensions binding.



Li-HighPower

**Light weight and powerful
enough for any application.**

Li-HighPower cell technology makes it powerful enough for every application. At just 1.2 lbs (600 g), it is 20% lighter and 50% more compact than a 5.2 Ah battery pack.

**Dust-free working
made easy.**

With the Bluetooth® battery pack, the mobile dust extractor is automatically started up when the cordless tool is switched on. All 18 V battery packs are available with Bluetooth® technology – and are already included with delivery for many cordless tools.



4-LED stroboscopic light

Illuminate the cut line in-sync with the blade for effortless and improved visibility for precise cuts and less rework.

Interchangeable base system

Easily and quickly swap bases as needed from the butterfly-style angle base to the circle cutting base.



Watch Festool LIVE - EP 08. Learn more about the essentials of getting started with the Carver Jigsaws.



CARVEX PSBC 420 EB Basic

576531 \$379.00

- Effortlessly transition from corded to cordless without compromising performance.
- Balanced with a unique ergonomic battery for optimum performance and handling.
- Tackle your most demanding (and remote) applications with the robust and versatile Carver Cordless Jigsaws.
- Designed to deliver the same performance as their corded counterparts.
- Tool-less base change platform.
- Zero clearance splinterguard are solid one-piece inserts that are cut with the blade mounted in the machine for a clean, splinter-free cut.

CARVEX PSBC 420 EBI Plus

576535 \$535.00



PSBC 420 EB Basic

576531

Standard package includes

T-Shank Jigsaw Blades for Wood (2 pieces)

Chip Catcher

Splinterguard

SYSTAINER

SYS3 M 187



PSBC 420 EBI Plus

576535

Standard package includes

BP 18 Li 4.0 HPC-ASI battery pack

TCL 6 rapid charger

T-Shank Jigsaw Blades for Wood (2 pieces)

Chip Catcher

Splinterguard

SYSTAINER

SYS3 M 187

Specifications

Battery voltage	18 V
Li-ion battery capacity	5.2 Ah
Stroke rate	1,000 - 3,800 RPM
Pendulum cover adjustment in stages	4
Cutting depth in wood	4-3/4" (120 mm)
Cutting depth in NF metals	3/4" (20 mm)
Cutting depth in steel (soft)	3/8" (10 mm)
Weight	5.29 lbs (2.4 kg)

Metric dimensions binding.

TOP 3 Accessories



Guide Rail Base for CARVEX Jigsaw

Adapts to Guide Rails for guided cuts. For more information: Page 109



Angle Base

For precise and simplified cutting on inside or outside edges. For more information: Page 109



Jigsaw blade set

Festool T-shank jigsaw blades fit most professional jigsaws and are available for various materials. For more information: Page 111



BUY WITH CONFIDENCE.

Festool's 3-2-1 Service is tailored to the demands of your daily work.

3-Year
Wear & Tear on your Tool, Battery, and Charger. Free Repair Shipping.

2-Day
Standard Repair Turnaround Time.

1-Month
Satisfaction Guarantee. Try it for 30 days and if not convinced then simply get your money back.

Designed for perfect zero-clearance between the blade and the splinterguard.



Zero-clearance Splinterguard

Solid one-piece Splinterguards are cut with the blade mounted in the machine. This allows precise zero-clearance for ultra clean cuts with no splinters or tearout.

 **CLICK**
to see more



Carbide guidance system

Rigidly supports the blade at exactly the pre-set angle, reducing blade wander in tight radius cuts. This eliminates cutting errors, spoiled workpieces, or need for rework.



TRION PS 300 EQ

576039 \$315.00

- Carbide guidance system keeps the blade perpendicular to the shoe for improved cut results, even in thick stock.
- Zero clearance splinterguard are solid one-piece inserts that are cut with the blade mounted in the machine for a clean, splinter-free cut.
- Dust extraction channels integrated in the base plate coupled with a clear chip deflector a rear dust extraction port provide for cleaner work area.
- MMC electronics provide soft start to reduce start up jolts, variable speed to match the speed to the material, and constant speed under load.



TRION PSB 300 EQ

576049 \$315.00



PS 300 EQ

576039

Standard package includes

T-Shank Jigsaw Blades for Wood (2 pieces)

Chip Catcher

Splinterguard

Plug-It Power Cord

SYSTAINER

SYS3 M 187

Specifications

Power consumption 720 watt

Stroke rate 1,000 - 2,900 RPM

Pendulum cover adjustment in stages 4

Cutting depth in wood 4-3/4" (120 mm)

Cutting depth in NF metals 3/4" (20 mm)

Cutting depth in steel (soft) 3/8" (10 mm)

Weight 5.29 lbs (2.4 kg)



PSB 300 EQ

576049

Standard package includes

T-Shank Jigsaw Blades for Wood (2 pieces)

Chip Catcher

Splinterguard

Plug-It Power Cord

SYSTAINER

SYS3 M 187

Specifications

Power consumption 720 watt

Stroke rate 1,000 - 2,900 RPM

Pendulum cover adjustment in stages 4

Cutting depth in wood 4-3/4" (120 mm)

Cutting depth in NF metals 3/4" (20 mm)

Cutting depth in steel (soft) 3/8" (10 mm)

Weight 5.29 lbs (2.4 kg)

TOP 3 Accessories



Jigsaw Blade Set

Engineered for cutting efficiency, long life, and superior cut results. For more information: Page 111



Splinterguard

Reducing the chance of tearout and rework. For more information: Page 109







Guide Rail FS 2.0

Perfect for guiding the saw in any position. For more information: Page 82

TRION & CARVEX Jigsaw Accessories

Maximize your jigsaw's versatility while ensuring splinter-free performance with genuine Festool accessories. Whether doing circle cut-outs or guided cuts, Festool has it covered. Unparalleled cut performance is easy to maintain with a supply of fresh Splinterguards.

TRION Jigsaw Accessories

	Splinter guard Solid one-piece Splinterguard is custom cut for each blade used, reducing the chance of tearout and time-consuming rework.		
	(5 pieces)	\$13.00	490120
	(20 pieces)	\$31.00	490121
	Parallel Side Fence Make parallel cuts up to 7-7/8" (200 mm) from an edge.	\$44.00	490119
	Circle Cutter Create precise circles with a diameter range of 4-23/32" to 28-11/32" (120-720 mm). For best results, use with a scroll-type blade—S 75/4 K (486 563) or S 50/1.4 K (486 564).	\$44.00	490118
	Guide Stop Guide your Festool jigsaw with any length Festool Guide Rail for straight, repeatable cuts. For best results, use with FSG blades—S 75/4 FSG (499 476), S 105/4 FSG (499 477) or S 145/4 FSG (499 478).	\$26.00	490031



CARVEX Accessory Kit

576790 \$279.00

The most versatile, capable jigsaw ever built, the CARVEX is adaptable to virtually any material or application. With a wide range of time-saving, quality-improving, task-specific bases, adapters, and inserts, you'll do more with a jigsaw than you thought possible.

Includes:

4 Base Inserts (497298, 497299, 497300, 497301), Angle Base (496134), Base Adapter (497303), Circle Cutter - Metric (497304), Splinterguard (5 pieces, 490120), SYS3 M 137 (204841).



CARVEX Jigsaw Accessories

	Dimpled Base Dimpled - Textured, low-friction base easily glides over wood and wood-like materials. Dimpled texture minimizes surface area and helps to prevent dust buildup in front of the saw.	\$30.00	497298
	Hard Fiber Base Hard Fiber - Smooth, durable base for reduced friction on wood and wood-like materials. Extremely durable construction for a long service life.	\$30.00	497299
	Steel Base Steel insert for all metallic surfaces.	\$28.00	497300
	StickFix Felt Base StickFix hook-and-loop design base facilitates quick and easy installation of felt covers to protect delicate surfaces from scratches and wear.	\$29.00	497301
	Universal Base Universal base insert for wood and wood-like materials. Supplied with CARVEX Jigsaws.	\$22.00	497297
	Replacement Felt (5 pieces) For use with StickFix base insert. Hook-and-loop design base facilitates quick and easy installation of felt covers to protect delicate surfaces from scratches and wear.	\$15.00	497444
	Circle Cutter Set Base Adapter (497 303) and Circle Cutter (497 304) for cutting circles from 2-11/16" (68 mm) to 9' 10-1/8" (3 m). For best results, use with a scroll-type blade — S 75/4 K (204265) or S 75/1,4 K (204267).	\$83.00	497443
	Guide Rail Base for CARVEX Jigsaw Adapts to Guide Rails for guided cuts and also serves as base for use in circle cutting when attached to 497 304 listed below. For best results for guided cuts, use with FSG blades—S 75/4 FSG (204316), S 105/4 FSG (204327) or S 145/4 FSG (204335).	\$32.00	497303
	Circle Cutter - Metric Metric - Expandable circle cutter attachment for use with Base Adapter (497 303). Expands from 2-11/16" (68 mm) to 9' 10-1/8" (3 m). For best results, use with a scroll-type blade—S 75/4 K (204265) or S 75/1,4 K (204267).	\$61.00	497304
	Circle Cutter - Imperial Imperial - Expandable circle cutter attachment for use with Base Adapter (497 303). Expands from 2-11/16" (68 mm) to 9' 10-1/8" (3 m). For best results, use with a scroll-type blade—S 75/4 K (204265) or S 75/1,4 K (204267).	\$61.00	201184
	Angle Base Tool-free, dual-angled base features stepless adjustment from +45° to -45°, for precise and simplified cutting on inside or outside edges.	\$139.00	496134
	Splinter guard Solid one-piece Splinterguard slides easily into place, for a custom fit with any blade, virtually eliminating tearout and time-consuming rework. Fits all Festool TRION and CARVEX Jigsaws.		
	(5 pieces)	\$13.00	490120
	(20 pieces)	\$31.00	490121

Application guide system:

Color code for quickly locating the appropriate blade type.



Metric dimensions binding. Fits both PS and PSB.

		Length	Qty	Item #	Price
Basic		3" (75 mm)	5	204305	\$15.00
		4-1/8" (105 mm)	25	204306	\$49.00
Fine Cut		3" (75 mm)	5	204256	\$17.00
		3" (75 mm)	25	204257	\$55.00
Straight Cut		3" (75 mm)	5	204259	\$17.00
		4-1/8" (105 mm)	20	204260	\$50.00
		4-1/8" (105 mm)	5	204262	\$20.00
Universal		3" (75 mm)	5	204264	\$23.00
		5-3/4" (145 mm)	5	204316	\$19.00
		4-1/8" (105 mm)	20	204317	\$60.00
Curves		4-1/8" (105 mm)	5	204327	\$24.00
		5-3/4" (145 mm)	20	204332	\$71.00
Solid Materials		3" (75 mm)	5	204335	\$34.00
		3" (75 mm)	5	204267	\$17.00
Profile		3" (75 mm)	5	204265	\$17.00
		3" (75 mm)	20	204266	\$50.00
Laminate		3" (75 mm)	5	204336	\$26.00
		3" (75 mm)	1	204269	\$33.00
Steel/ Stainless Steel		3-17/32" (90 mm)	5	204270	\$23.00
		3" (75 mm)	5	204272	\$27.00
Sandwich Materials		3" (75 mm)	5	204337	\$30.00
		6" (155 mm)	5	204337	\$30.00
Abrasive Materials		3" (75 mm)	1	204343	\$28.00
		3" (75 mm)	1	204343	\$28.00
Ceramics		2-1/8" (54 mm)	1	204344	\$14.00
		2-1/8" (54 mm)	1	204344	\$14.00
Insulation		6" (155 mm)	2=3	204345	\$23.00
		6" (155 mm)	2=3	204345	\$23.00

**Example saw blade description: S 75/4 = 75 mm length / 4 mm tooth spacing. The smaller the tooth spacing, the finer the cut.

Jigsaw blade range

Material	Saw Blade	Application
WOOD	Basic	For quick cuts in wood where high precision is not required.
	Fine Cut	For precisely cut and splinter-free surfaces.
	Straight Cut	For highly precise perpendicular cuts thanks to extremely sharp Japanese teeth – the fibers are first scored, then cut through cleanly.
	Universal	The universal blade for perpendicular cuts fundamentally encompasses all relevant applications involving wood. Also ideal in combination with the Festool guide rail.
	Curves	Ideal for curves – even extremely tight radii are possible.
PLASTICS	Solid Materials	For the toughest demands such as plastic solid material and fiber-reinforced plastics.
	Profile	For plastic profiles, acrylic glass (e.g. Plexiglas®) and soft plastics.
	Laminate	For laminate and boards bound with melamine resin.
METAL	Steel/Stainless Steel	For machining aluminum, non-ferrous metals and steel.
	Sandwich Materials	For sandwich materials.
BUILDING MATERIALS	Abrasive Materials	For gypsum and cement-bound chipboard and fiberboard.
	Ceramics	For cutting brickwork and ceramics.
	Insulation	For soft insulating materials, cardboard and polystyrene.

Metric dimensions binding. Fits both PS and PSB.

Anatomy of a Festool Jigsaw Blade

Engineered for cutting efficiency, long life, and superior cut results, Festool T-shank jigsaw blades fit most professional jigsaws and are available for various materials.

Whether cutting wood, plastics, non-ferrous metals, steel, or special materials like fiberglass and foam, these blades have you covered. And they're designed for various cut types—straight and splinter-free, curves, bends, and thick-material cutting.



Jigsaw blade set

- 204275 \$55.00
- Including:
- 5 Wood Fine Cut saw blades (204256, S75/2,5/5);
- 5 Wood Universal saw blades (204316, S 75/4 FSG/5);
- 5 Wood Straight Cut saw blades (204260, S 75/2,8/5);
- 5 Wood Curves saw blades (204265, S 75/4 K/5);
- 5 Wood Basic saw blades (204305, S 75/4/5)

Key to tooth / pitch / type / material

- Conically ground teeth for clean cuts
- HCS tool steel: the standard quality for all wood materials
- HS bimetal: long service and high cutting capacity
- Hard-soldered, carbide-grit edge
- Corrugated blade, precision-milled teeth
- Carbide-tipped (HM): resistant to high temperatures and hard-wearing

OSCILLATING MULTI-TOOL

Limitless functionality and keyless system.

The ultimate in versatility, the cordless VECTURO oscillating multi-tool combines limitless functionality with exceptional controllability — delivering precise results in the trickiest of places.



Versatile and limitless functionality for the trickiest of places.

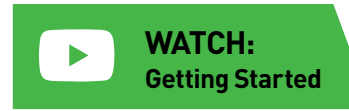


OSC 18 Cordless Oscillator

Basic	Basic + Attachments	Set + Attachments
576589 \$399.00	576588 \$635.00	576590 \$799.00

- Complete cordless mobility thanks to the 18V lithium-ion battery pack
- Optional system accessories make it possible to create precisely guided plunge cuts and saw with minimal dust generation – even when working overhead
- Noise and vibration damping for optimum comfort while working. The anti-vibration system ensures that the housing and motor are completely isolated
- Brushless EC-TEC motor with variable speed control enables work to progress as quickly as possible
- The keyless quick-change system with StarlockMax® tool holder enables tools to be changed quickly without the need for additional equipment

Designed for maximum precision, the depth stop lets you set and control the depth of your cut at multiple angles.



OSC 18 Basic

576589



Standard package includes	
Saw Blade	USB 78/32/Bi/OSC
SYSTAINER	SYS3 M 187

OSC 18 Basic-Set

576588



Standard package includes	
OSC-A Adapter	
OSC-AH Plunge Base	
OSC-AV Dust Extraction Device	
OSC-TA Depth Stopa	
Saw Blade	HSB 100/Bi/OSC
Saw Blade	USB 50/35/Bi/OSC
Saw Blade	USB 78/32/Bi/OSC
SYSTAINER	SYS3 M 187

OSC 18 HPC 4.0 Set

576590



Standard package includes	
2x BP 18 Li 4,0 HPC-ASI battery pack	
Rapid charger TCL 6	
OSC-A Adapter	
OSC-AH Plunge Base	
OSC-AV Dust Extraction Device	
OSC-TA Depth Stop	
Saw Blade	HSB 100/Bi/OSC
Saw Blade	USB 50/35/Bi/OSC
Saw Blade	USB 78/32/Bi/OSC
SYSTAINER	SYS3 M 187



Quick-change Starlock® integration

Decrease your set-up times with saw blades and accessories that can be changed without the need for additional equipment.

Specifications	
Battery voltage	18 V
Li-ion battery capacity	4.0 Ah
Speed	10,000 - 19,500 RPM
Amplitude	2 x 2.0°
Tool Holder	StarlockMax
Compatibility	StarlockMax / StarlockPlus / Starlock
Weight with Li-ion	3.52 lbs (1.6 kg)


Metric dimensions binding.

OSC 18 Accessories

	Plunge Base Equipped with a depth stop for defined plunge cuts and an extractor connector for removing dust when sawing; can be used with offset saw blades	\$169.00	203254
	Depth Stop Set Enables plunge cuts with a defined depth; includes an adapter for fitting accessories without tools; working angle can be flexibly adjusted; contains two inserts: A rotating depth stop for plunge cuts and a sliding shoe for long, straight cuts	\$82.00	203255
	Dust Extraction Device Provides an optimal view of the workpiece; makes it possible to saw with minimal dust generation; machine can be safely guided with both hands	\$82.00	203256
	Plunge Base / Depth Stop / Dust Extraction Device Set OSC-AH Plunge Base; OSC-TA Depth Stop; OSC-AV Dust Extraction Device; OSC-A Adapter	\$275.00	203258
	HighPower Battery Pack BP 18 Li 4.0 HPC-ASI Li-HighPower cell technology makes it powerful enough for every application. At just 1.2 lbs (600 g), it is 20% lighter and 50% more compact than a 5.2 Ah battery pack. Bluetooth® lithium-ion (Li-ion) battery pack with AIRSTREAM, enables the compatible CLEANTEC mobile dust extractor to be started automatically when the cordless tool is activated.	\$125.00	205036
	Rapid Charger TCL 6 For Li-ion battery packs (except for CXS/TXS). LED display shows the remaining battery life and charge status. Space-saving with a secure cord holder.	\$79.00	201138
	TCL 6 DUO Rapid Charger For all Li-ion battery packs (except for CXS/TXS); for charging two Li-ion battery packs at the same time	\$129.00	577018
	Rapid Charger SCA 8 Faster re-charge for less down time. AIRSTREAM batteries with the SCA 8 charger re-charge 60% faster than previous charging technology.	\$105.00	200313

*(Available with the Basic + Attachments (576590) and as additional accessories.)











Integrated dust port and depth stop*



Dust extraction device
For sawing with minimal dust and having a clear view of the workpiece. Ideal for sawing overhead.



Depth stop
Designed for maximum precision, the depth stop lets you set and control the depth of your cut at multiple angles.

Material		Price	Item #	Qty		
WOOD	Wood Double-row original Japanese-style toothing for highly precise cuts and clean cutting edges.		HSB 50/35/J/OSC/5 1-3/8" (35 mm) x 2" (50 mm)	\$93.00	203333	5
			HSB 50/65/J/OSC/5 2-1/2" (65 mm) x 2" (50 mm)	\$98.00	203332	5
	Wood Made of high-grade bimetal; with grip protector; dia. 4" (100mm).		HSB 100/Bi/OSC 100 mm	\$93.00	203334	1
UNIVERSAL	Universal Made of high-grade bimetal; ideal for plunge cuts; for universal use; extremely durable and robust.		USB 78/32/Bi/OSC/5 32 mm x 78 mm	\$93.00	203337	5
			USB 78/35/Bi/OSC/5 35 mm x 50 mm	\$93.00	203338	5
			USB 78/42/Bi/OSC/5 42 mm x 78 mm	\$97.00	203336	5
			USB 50/65/Bi/OSC/5 65 mm x 50 mm	\$98.00	203960	5
SPECIAL BLADES	Segment Segment saw blade for removing window glass (window putty)		SSB 32/OSC	\$82.00	204410	1
	Diamond Suitable for cutting joints in marble, epoxy resin, trass, hard epoxy and cement		SSB 90/OSC/DIA 90 mm	\$125.00	204414	1
	Scraper Scraper for removing tile cement, old paint, glue residues, silicones, carpeting and under-floor coatings		SSP 52/OSC 204412	\$31.00	204412	1

The new innovative tool holder for changing accessories and consumables without the need for additional equipment.

Compatibility: The STARLOCK® system is divided into three performance classes to protect individual machines from overloading and damage:

The VECTURO OSC 18 is equipped with a StarlockMax® tool holder, making it compatible with all Starlock® accessories.

For the tool holder, compatibility with accessories is in one direction only – backwards compatible from StarlockMax® to Starlock®.





ROUTERS

Uncompromised accuracy and control.

Our routers surpass the most demanding requirements. But even more surprising is the versatility, accuracy, and ergonomic comfort and control present across the lineup. Couple our routers with a CT Dust Extractor or FS Guide Rail to experience an incomparable system working at all levels.



Our smallest router that has a modular design to provide the perfect edge.

EQ Set pictured.



EQ Set pictured.



MFK 700 EQ Set

576239

Standard package includes

Collets	1/4" and 8 mm
Dust Extraction Hood	
Vertical Base	
1.5° Horizontal Base	
Feeler Bearing Set	
Plug-It Power Cord	
SYSTAINER	SYS3 M 237

Specifications

Power consumption	720 watt
Idle engine speed	10,000 - 26,000 RPM
Collet dia.	1/4" - 5/16" (6 - 8 mm)
Routing depth fine adjustment range	1/2" (14 mm)
Max. cutter diameter	1-1/4" (32 mm)
Dust extraction connection dia.	1-1/16" (27 mm)
Weight	4.19 lbs (1.9 kg)



Modular

One motor, multiple bases, and tool-less change. Vertical and horizontal bases are wide for greater stability.

EQ/B Plus pictured below.



MFK 700 EQ/B Plus

576244

Standard package includes

Vertical Edge Trimming Base	
Collets	1/4" and 8 mm
Plug-It Power Cord	
SYSTAINER	SYS3 M 187

Specifications

Power consumption	720 watt
Idle engine speed	10,000 - 26,000 RPM
Collet dia.	1/4" - 5/16" (6 - 8 mm)
Routing depth fine adjustment range	1/2" (14 mm)
Max. cutter diameter	1-1/4" (32 mm)
Dust extraction connection dia.	1-1/16" (27 mm)
Weight	4.19 lbs (1.9 kg)

Metric dimensions binding.



Edge Router MFK 700 EQ Set

576239 \$659.00



Edge Trimming Router MFK 700 EQ/B Plus





576244 \$529.00

- Powerful 720 watt (6.0 amp) motor can easily tackle most trimming, profiling and routing applications with variable speed and detachable cord.
- Vertical and horizontal extra-wide bases provide ample support area for maximum control especially near edges or on narrow stock.
- Micro-adjustable depth control to 1/256 inch (1/10 mm) with dual locking columns for precise routing control.
- Threaded insert to accept template guides and phenolic resin baseplate to easily glide on a surface without marring the material to be routed.

MFK Accessories

Whether trimming laminate or doing fine detail work, the MFK 700 is an excellent choice. Broaden the scope of possibilities with multiple base options or perform guided cuts with the optional parallel edge guide.

MFK 700 EQ / MFK 700 EQ/B Accessories

	Edge Guide Create grooves, flutes, dados, ploughs and rabbets in parallel to an edge with 1/256" (1/10 mm) fine-adjustment ability. Included dust extraction hood accepts standard 27 mm hose. (Includes guide rods, as pictured)	\$83.00	495182
	0° horizontal base 0° degree Horizontal base unit allows for the usage of bearing-less bits, and designed for straight routing. Features 1/256" (1/10 mm) adjustment.	\$159.00	491427
	1.5° horizontal base 1.5° degree Horizontal base unit allows for the usage of bearing-less bits, while providing a no-file edge. Includes base, bearing set, and dust hood.	\$159.00	495165
	Collet 1/4" collet with nut	\$49.00	488761
	8 mm collet with nut	\$49.00	488755

For a complete list of accessories, including bits and cutters, visit festoolusa.com













The ideal router for all your light routing tasks.

Trim laminate and edge band or route grooves for inlays easily with the MFK 700 EQ Set.



FESTOOL Watch Festool LIVE - EP 31. Learn the basics of the MFK 700 and accessories.

MFK Router Bits

	Description	Shank Diameter	Cutter Diameter	Working Length	Total Length of Bit	Radius	Chamfering Angle in ° (F)	Price	Item #
Straight Edge Trimming Bits									
	1 HW Replaceable Knife Two Flute Edge Trimming Cutter	8 mm	19 mm (3/4")	12 mm (15/32")	52 mm (2-1/16")			\$145.00	499806
	2 Replacement Knife 12 x 12 x 1.5 mm, 4 pieces							\$61.00	491391
	3 HW Two Flute Edge Trimming Cutter	8 mm	19 mm (3/4")	16 mm (5/8")	46 mm (1-13/16")			\$61.00	491666
Chamfer Bits									
	4 HW Replaceable Knife Chamfer Bit with Bearing	8 mm	27 mm (1-1/16")	8 mm (5/16")	55 mm (2-5/32")		45°	\$145.00	499807
	5 Replacement Knife 12 x 12 x 1.5 mm, 4 pieces							\$61.00	491391
	6 Chamfer/Edge Trimming Bit with Bearing	8 mm	24 mm (15/16")	11 mm (7/16")	54 mm (2-1/8")		45°	\$73.00	491026
	7 HW Chamfer Cutter	8 mm	25 mm (31/32")	11 mm (7/16")	50 mm (1-31/32")		30°	\$60.00	499800
	8	8 mm	26 mm (1-31/32")	7 mm (9/32")	48 mm (1-7/8")		45°	\$60.00	499799
Radius Edge Trimming Bits for MFK 700 EQ/B									
	9 HW Replaceable Knife Radius Router Bit	8 mm	28 mm (1-3/32")	3 mm (1/8")	55 mm (2-5/32")	1 mm (1/32")	45°	\$169.00	499811
	10 Replacement Knife, Radius: 1 mm, 2 pieces							\$119.00	500372
	11 HW Replaceable Knife Radius Router Bit	8 mm	28 mm (1-3/32")	3 mm (1/8")	55 mm (2-5/32")	1.5 mm (1/16")	45°	\$169.00	499810
	12 Replacement Knife, Radius: 1.5 mm, 2 pieces						30°	\$119.00	500371
	13 HW Replaceable Knife Radius Router Bit	8 mm	28 mm (1-3/32")	3 mm (1/8")	55 mm (2-5/32")	2 mm (3/32")	45°	\$169.00	499809
	14 Replacement Knife, Radius: 2 mm, 2 pieces						30°	\$119.00	500370
	15 HW Replaceable Knife Radius Router Bit	8 mm	28 mm (1-3/32")	3 mm (1/8")	55 mm (2-5/32")	3 mm (1/8")	45°	\$169.00	499808
	16 Replacement Knife, Radius: 3 mm, 2 pieces						45°	\$119.00	500369
Planing Bits									
	17 Plane Router Bit for Beveled Edging	8 mm	28 mm (1-3/32")	7 mm (9/32")	40 mm (1-9/16")		15°	\$119.00	500368

Due to the nature of the horizontal base design, there is a limit to the bit size for use in this configuration. Do not use a bit with a cutting length greater than 5/8" (16 mm) and a shank length of 1-13/16" (46 mm). For greatest range of adjustment, a 3/4" (19 mm) bit diameter is recommended. Metric dimensions binding. Fractional measurements provided to nearest 32nd of an inch for reference only.



The system integration of the FS Guide Rails, dust extraction and a wide range of accessories allow for precise cuts.

Compact and easy to maneuver with a 55 mm plunge depth.



OF 1010 REQ Plus

576922 \$559.00

- Torsionally rigid plunging action due to guide columns on both sides
- Routing depth adjustment to 1/256" (1/10 mm)
- Chip extraction system integrated into the router base for hose diameters D 27 and D 36
- Clear view of the routing area
- MMC (Multiple Material Control) electronics for adaptation to the working material and temperature monitoring
- Quick and easy bit changes
- Compact design and light weight

Invented by Festool as a new product in 1964. The Guide Rail FS system has evolved once again to improve cuts on all surfaces.

The new Guide Rail FS/2-KP is easy to transport with the Systainer System. Adhesive pads provide a secure grip on difficult surfaces. Self-aligning connectors to provide convenient connection of two guide rails. A high quality angle stop for accurately repeated angle cuts and a new extended deflector to prevent suction hoses and cables from catching on the guide rail.



OF 1010 REQ Plus

576922

Standard package includes

Collet—1/4" (6.35mm)	
Collet—5/16" (8 mm)	
Chip Catcher	
Dust Extraction Hood	
Guide Rods	
Guide Stop	
Standard U.S. Guide Bushing Adapter	
Plug-It Power Cord	
SYSTAINER	SYS3 M 237

Specifications

Power consumption	1,010 watt
Idle engine speed	6,500 - 26,000 RPM
Collet dia.	1/4" - 5/16" (6 - 8 mm)
Plunge depth	2-1/8" (55 mm)
Routing depth fine adjustment range	5/16" (8 mm)
Max. cutter diameter	2" (50 mm)
Weight	6.61 lbs (3 kg)

Metric dimensions binding.



FESTOOL **LIVE!** NEW CONTENT RELEASING SOON. Subscribe to Festool.tv now!



Buy with confidence.

Festool's 3-2-1 Service is tailored to the demands of your daily work.

3-Year

Wear & Tear on your Tool, Battery and Charger.

Free Repair Shipping.

2-Day










Standard Repair Turnaround Time.

1-Month

Satisfaction Guarantee. Try it for 30 days and if not convinced then simply get your money back.











OF 1010 Accessories

	Guide Stop Adapt routers to Guide Rails for perfectly guided cuts. Slot in base engages rib on Guide Rail.	\$52.00	488752
	Fine Adjustment Quick and precise adjustment when using router with Guide Stop (488 752) or edging plate. Allows for 1/256" (1/10 mm) fine adjustment.	\$35.00	488754
	Edge Guide Stable guidance for accurate grooves, flutes, dados, rabbets and more. Includes Guide Rods (495 247); does not include Dust Hood (437 307).	\$53.00	489427
	Fine Adjuster Quick and precise adjustment when using router with Guide Stop (488 752) or Edging Plate. Allows for 1/256" (1/10 mm) fine adjustment. (Shown attached to Edge Guide (489 427), not included)	\$35.00	483358
	Chip Catcher Swiveling Chip Catcher deflects chips and dust in edge-forming operations, further enhancing dust extraction efficiency.	\$29.00	493180
	Hard Fiber Base Runner Customize the solid base piece hole diameter with a plunge bit to meet your needs. Provides support across the entire surface of the router base. Ideal for working with smaller diameter bits especially for greater support on outside corners. Does not have the center bore.	\$33.00	489229
	Trammel Unit Rout circles and decorative curves up to 29-7/8" (760 mm) in diameter.	\$35.00	483922
	Collet 1/4" collet with nut 8 mm collet with nut	\$49.00 \$49.00	488761 488755
	Template 10.8 mm OD / 9 mm ID 13.8 mm OD / 11 mm ID 17 mm OD / 15 mm ID 24 mm OD / 21 mm ID 27 mm OD / 25 mm ID 30 mm OD / 27 mm ID 40 mm OD / 37 mm ID	\$20.00 \$20.00 \$20.00 \$20.00 \$20.00 \$20.00 \$20.00	486029 484176 486030 486031 486032 486033 486034
	Centering Mandrel Center guide bushings and the LR 32 plate to the collet for accurate routing results. Works with 1/4" and 8 mm collets.	\$39.00	492187



OF 1010 Accessories

	Hole Drilling Set Includes LR 32 Guide Plate with mandrel (494 340), two side fences consisting of edge stop (485 758) and sliding stop flag (485 759). Packaged in a box. Guide Rail, clamps, and bits sold separately.	\$299.00	583290
	Guide Plate Includes centering mandrel (492 187). Guide Rail, clamps, bits, and side fences sold separately.	\$155.00	494340
	Edge Guide Set Guide Rails a specific distance from edge. Integrated ruler and adjustable stops. For use with the LR 32 system. Includes stop and sliding stop flag (485 759).	\$86.00	485758
	Guide Rail Index Accurately place shelf pin holes and European hardware based on the 32 mm system using the stop to set the distance from the end. Also used to calibrate LR 32 rails to be joined together for taller workpieces. (2 pieces)	\$35.00	496938
	Dowel Drill Bit - Brad-Point Brad-point style bit for stopped holes for shelf pins and hardware installation.	\$39.00	491066
	Dowel Drill Bit - Spear-Point Spear-point bit for through holes for shelf pins or hardware installation.	\$46.00	491064
	Euro-Hinge Boring Bit 35 mm Flat-bottom cutting bit for recessed cup-style hinges.	\$99.00	491077
	20mm Forstner Bit 20 mm Flat-bottom cutting bit for recessed cup-style hinges.	\$76.00	491072

Guide Rails for the LR 32 Hole Drilling System

Guide Rail indexed with a series of holes for 32 mm spacing. Hole drilling set sold separately.

FS 1400/2 - LR32 Guide Rail Length: 55" (1,400 mm)	\$165.00	496939
FS 2424/2 - LR32 Guide Rail Length: 95-13/32" (2,424 mm)	\$429.00	491622



The most versatile and power for most tasks with up to 70 mm plunge depth.



Electronic controls provide constant speed under load for improved cut quality, step-less variable speed, and overload protection for longer life.



OF 1400 EQ Plus

576213 \$699.00

- Ergonomic handle with full-grip is designed for increased control and reduced fatigue with power switch and speed control at the fingertips.
- The OF 1400 EQ Router provides a smooth 2-3/4" plunge action on precision ground rods and a double column clamp with a quick and secure plunge lock.
- Micro-adjustable depth control to 1/256" (1/10 mm) with ball detents which allows you to dial in your routing with tremendous precision.
- MMC electronic controls provide constant speed under load for improved cut quality, step-less variable speed, and overload and thermal protection.

Protect router bits and easily transport them. Router Bit Organizer Systainer.

To store, organize, and transport up to 40 router bits in a foam insert. Holds 1/4", 8 mm, & 1/2" bits.



OF 1400 EQ Plus

576213

Standard package includes

Collet—1/4" (6.35 mm)	
Collet—5/16" (8 mm)	
Collet—1/2" (12.7 mm)	
Chip Catcher	
Guide Rods	
Dust Extraction Hood	
Standard U.S. Guide Bushing Adapter	
Plug-It Power Cord	
SYSTAINER	SYS3 M 337

Specifications

Power consumption	1,400 watt
Idle engine speed	10,000 - 22,500 RPM
Collet dia.	1/4" - 1/2" (6 - 12.7 mm)
Plunge depth	2-3/4" (70 mm)
Routing depth fine adjustment range	5/16" (8 mm)
Max. cutter diameter	2-1/2" (63 mm)
Weight	9.92 lbs (4.5 kg)

Metric dimensions binding.





Quad Center Line Marks

As with all Festool routers, the OF 1400 EQ has a center line indentation on each side of the base. This visual reference point allows you to align the center of the bit with the cut line. No more guessing where the center of the bit falls on your workpiece.








OF 1400 Accessories

	Guide Stop Adapt routers to Guide Rails for perfectly guided cuts. Slot in base engages rib on Guide Rail. Includes Router Support (438 608). Does not include Guide Rods (495 247).	\$66.00	492601
	Edge Guide Quickly and easily rout grooves, flutes, dados, ploughs and rabbets with guided precision. Includes Dust Hood (489 565).	\$115.00	492636
	Chip Catcher Swiveling Chip Catcher deflects chips and dust in edge-forming operations, further enhancing dust extraction efficiency.	\$31.00	492732
	Base Accessory base for use with small diameter edge-forming bits. Provides stability on outside corners by extending the base to the inside near the bit.	\$61.00	492574
	Table Widener Oversized, heavy-duty baseplate with integrated rotating chip catcher. Increased hole diameter size for larger edge-forming bits. Increased base width for greater support. Aids starting and finishing cuts with extended base surface.	\$99.00	493233
	Collet 1/4" collet with nut 8 mm collet with nut 1/2" collet with nut	\$55.00 \$55.00 \$58.00	494463 494460 494465
	Template 24 mm OD / 21 mm ID 27 mm OD / 25 mm ID 30 mm OD / 27 mm ID 40 mm OD / 37 mm ID	\$20.00 \$20.00 \$20.00 \$20.00	492183 492184 492185 492186
	Centering Mandrel Center guide bushings and the LR 32 plate to the collet for accurate routing results. Works with 1/4" and 8 mm collets.	\$39.00	492187



OF 1400 Accessories

	Hole Drilling Set Includes LR 32 Guide Plate with mandrel (494 340), two side fences consisting of edge stop (485 758) and sliding stop flag (485 759). Packaged in a box. Guide Rail, clamps, and bits sold separately.	\$299.00	583290
	Guide Plate Includes centering mandrel (492 187). Guide Rail, clamps, bits, and side fences sold separately.	\$155.00	494340
	Edge Guide Set Guide Rails a specific distance from edge. Integrated ruler and adjustable stops. For use with the LR 32 system. Includes stop and sliding stop flag (485 759).	\$86.00	485758
	Guide Rail Index Accurately place shelf pin holes and European hardware based on the 32 mm system using the stop to set the distance from the end. Also used to calibrate LR 32 rails to be joined together for taller workpieces. (2 pieces)	\$35.00	496938
	Dowel Drill Bit - Brad-Point Brad-point style bit for stopped holes for shelf pins and hardware installation.	\$39.00	491066
	Dowel Drill Bit - Spear-Point Spear-point bit for through holes for shelf pins or hardware installation.	\$46.00	491064
	Euro-Hinge Boring Bit 35 mm Flat-bottom cutting bit for recessed cup-style hinges.	\$99.00	491077
	20mm Forstner Bit 20 mm Flat-bottom cutting bit for recessed cup-style hinges.	\$76.00	491072

Guide Rails for the LR 32 Hole Drilling System

Guide Rail indexed with a series of holes for 32 mm spacing. Hole drilling set sold separately.

FS 1400/2 - LR32 Guide Rail Length: 55" (1,400 mm)	\$165.00	496939
FS 2424/2 - LR32 Guide Rail Length: 95-13/32" (2,424 mm)	\$429.00	491622



The largest and most powerful router with an 80 mm plunge depth.



Work smarter with the Retractable, Spring-Loaded 360° Dust Shroud of the OF 2200. The shroud maximizes dust extraction while providing high visibility of the workpiece. Release the dust shroud using a release lever at your fingertips. The shroud retracts back into the locked position after the router is fully plunged.



FESTOOL
LIVE



Buy with confidence.
Festool's 3-2-1 Service is tailored to the demands of your daily work.

3-Year
Wear & Tear on your Tool, Battery and Charger.
Free Repair Shipping.

2-Day
Standard Repair Turnaround Time.

1-Month
Satisfaction Guarantee. Try it for 30 days and if not convinced then simply get your money back.



OF 2200 EB
576223 \$1,099.00

- Easily plunge into 8/4 hard maple and make a 1/2" groove in a single pass.
- With 2200 watts of power, you might think you are working with a portable shaper.
- Designed for exceptional maneuverability on the jobsite or in the shop.

Increasing Efficiency. Saving you both time and money.

Minimize the lifetime cost of ownership by separating and collecting large debris and coarse dust before it reaches your CT Dust Extractor. The CT CYCLONE helps to reduce consumption of filter bags and filters. Integrated design makes for easy storage and transportation by fitting securely within the Festool SYSTAINER modular storage system. For more information see page 46.



OF 2200 EB Plus
576223

Standard package includes

Collet—1/2" (12.7 mm)	
Chip Catcher	
Dust Extraction Hood	
Standard U.S. Guide Bushing Adapter	
SYSTAINER	SYS3 M 337

Specifications

Power consumption	2,200 watt
Idle engine speed	10,000 - 22,000 RPM
Collet dia.	1/4" - 1/2" (6 - 12.7 mm)
Plunge depth	3-5/32" (80 mm)
Routing depth fine adjustment range	3/4" (20 mm)
Max. cutter diameter	3-1/2" (89 mm)
Weight	17.2 lbs (7.8 kg)

Metric dimensions binding.



OF 2200 Accessories

Accessory Kit

\$465.00 576833

Includes SYS3 M 237, Parallel Edge Guide (494 680), Guide Rail Base Kit (Base and Stop—494 681), Guide Rods (495 247), Table Widener Base (494 682), Small Bore Base (494 677), Template Guide Base (494 675), Imperial Template Guide Bushings (1/2," 3/4," 1," 1-3/8") (495 339, 495 340, 495 341, 495 342).



Accessory Kit

\$465.00 576832

Includes same as above but with Metric Template Guide Bushing (17, 24, 27, 40 mm) (494 622, 494 623, 494 624, 494 626).

Guide Stop

\$155.00 494681

Includes Guide Stop and accessory offset baseplate for use with OF 2200 and FS Guide Rails. Guide Rods (495 247) not included.



Edge Guide

\$115.00 494680

Create grooves, flutes, dados, ploughs and rabbets by accurately guiding the router. Does not include Dust Hood (489 565) or Guide Rods (495 247).



Rod (2 pieces)

\$33.00 495247

Attach Edge Guides or Guide Stops to routers.



Template Guide Base

\$71.00 494675

Uniform base support surface with dust extraction channels for use with template guide bushings.



Small Bore Base

\$71.00 494677

Accessory base for use with small diameter edge-forming bits. Provides stability on outside corners by extending the base to the inside near the bit.



Table Widener

\$115.00 494682

Oversized, heavy-duty baseplate with integrated rotating chip catcher. Increased hole diameter size for larger edge-forming bits. Increased base width for greater support. Aids starting and finishing cuts with extended base surface.



Collet

8 mm collet with nut

\$55.00 494460

1/2" collet with nut

\$58.00 494465



Template

1/2" OD / 13/32" ID

\$24.00 495339

3/4" OD / 21/32" ID

\$24.00 495340

1" OD / 29/32" ID

\$24.00 495341

1-3/8" OD / 1-1/4" ID

\$24.00 495342



OF 2200 Accessory Kit

Imperial

576833 \$465.00

Metric

576832 \$465.00

Available in both Metric and Imperial sets, these kits provide an organized system to store and transport all OF 2200 accessories. Fully stocked set includes Parallel Edge Guide, Guide Stop, Guide Rods, Table Widener Base, Small Bore Base, Template Guide Base, Offset Base for Guide Rail and Template Guide Bushings.

OF Accessories



SYS3-OF D8/D12

\$91.00 576835

Store, organize, and transport up to 40 router bits. Holds 1/4," 8 mm, and 1/2" bits. (Router bits not included)



Routing Aid

\$405.00 495246

Plexiglas Template for mortise, groove, or slot an edge. Integrated ruler and adjustable fences accommodate material from 13/32" (10 mm) to 2-9/32" (50 mm).


Next Level Precision

The ultimate Guide Rail system for Sawing and Routing in any position.



Guide Rails

FS 1400/2-KP 55" (1,400 mm) **FS 1900/2-KP** 75" (1,900 mm)
 \$179.00 577043 \$265.00 577044



A secure hold in any position, even on difficult materials.

OF Accessories

FS 800/2	32" (800 mm)	\$105.00	491499
FS 1080/2	42" (1,080 mm)	\$125.00	491504
FS 1400/2	55" (1,400 mm)	\$155.00	491498
FS 1900/2	75" (1,900 mm)	\$245.00	491503
FS 2700/2	106" (2,700 mm)	\$465.00	491937
FS 3000/2	118" (3,000 mm)	\$545.00	491501
FS 1400/2-LR 32	55" for hole series (1,400 mm)	\$165.00	496939
FS 2424/2-LR 32	95" for hole series (2,424 mm)	\$429.00	491622

Metric dimensions binding.

FS Accessory Kit

Effortlessly produce perfect cuts or routs.

577157 \$319.00

Includes:
 Angle Stop (577040);
 Guide Rail Connectors (577039);
 Deflector (204787);
 2 Screw Clamps (489570);
 Limit Stop (491582);
 SYS3 M 137 with inlay (204841)



Guide Rail Accessories

	Adhesive Pads (30 pieces) For use with FS 1400/2-KP and FS 1900/2-KP guide rails. For horizontal work on floors, work surfaces and walls. Secure the guide rail on different surfaces where conventional clamps will not work.	\$32.00	577042
	FS-Rapid Clamp (1 piece) Mounts to the Guide Rails via the continuous-bottom T-slot for limitless adjustability. Fast-acting trigger makes for quick setup. Clamps material on edge.	\$65.00	489790
	Quick Clamp (1 piece) Ratcheting mechanism provides easy locking, a secure grip on material, and a quick release. Works seamlessly with holes and channels of the the MFT table and can be inserted into bottom t-slot of guide rails for limitless positioning.	\$48.00	491594
	Screw Clamps (2 pieces) Traditional screw clamp design features T-style head. Works seamlessly with holes and channels of the the MFT table and can be inserted into bottom t-slot of guide rails for limitless positioning.		
	Clamping thickness 4-11/16" (120 mm)	\$50.00	489570
	Clamping thickness 11-13/16" (300 mm)	\$65.00	489571
	Suction Handle Equipped with dual quick-release suction cups for lifting and carrying loads up to 110 lbs. Great for moving nonporous material and sheet goods.	\$88.00	492617
	Deflector Helps to prevent the suction hose and cords from catching on the end of the Guide Rail for easier cord and hose management. Tool-free connection to Guide Rails via the T-slot and thumbscrew.	\$27.00	204787
	Guide Rail Connectors Self-aligning function for connecting two FS Guide Rails for long workpieces so that the rails are straight. With 2 adjustable set screws per end for a secure connection.	\$48.00	577039
	Guide Rail Bag Transport and store rails up to 1,400 mm. Bag can store 2 rails up to 1,400 mm. This is the most ideal way to transport rails, featuring two cloth strap handles and a shoulder strap.	\$125.00	466357
	Splinter guard Adhesive-backed Splinterguard to maintain splinter-free cut quality. Splinterguard material is semi-transparent for better visibility of the cut line and is quick and easy to replace.		
	FS-SP 1400/T (55")	\$27.00	495207
	FS-SP 5000/T (197")	\$50.00	495209
	Non-Skid Strip Non-slip adhesive strips to maintain the self-clamping feature of the Guide Rails, in 32.8' (10 m) roll.	\$32.00	485724
	Glide Strip Adhesive PTE plastic glide strip for FS/2 Guide Rails, in 32.8' (10 m) roll. Green in color and slightly crowned to reduce drag for smooth and easy cuts.	\$44.00	491741

EDGE BANDING

Delivering a perfect edge.

With the handheld CONTURO Edge Bander, you can apply edge banding in the shop or on the jobsite with unprecedented ease and efficiency. You can go at radii, rectangular shapes, or custom pieces with equal simplicity.



Meticulous, easy and efficient edge banding.



The Complete System

Engineered to provide a complete edge banding solution. Providing you everything you need from precise glue application to finished product.



Edge Bander CONTURO KA 65

576577 \$3,299.00

Edge Bander CONTURO KA 65 Set

574616 \$3,599.00

- Inexpensive compared to alternatives like stationary edge banding machines
- Capable of edge banding curves, circles, convex and concave radii and inside corners
- Electronically controlled precision glue distribution system for maximum adhesion
- Compact, portable, ergonomic design for easy use and flexibility
- Optional table mounting for working with small work pieces

TOP 3 Accessories



Scraper

Radius scraper for breaking edges, smoothing curves and cleaning cut edges. For more information: Page 143



Edge Trimmer

Edge band cutter for flawless seams. For more information: Page 142



Edge Bander Reel

Holds additional edge banding for longer runs. For more information: Page 143



CONTURO KA 65

576577

Standard package includes

Support Handle	
Natural EVA Adhesive	4 pieces
SYSTAINER	SYS3 M 337

Specifications

Power consumption	1,200 watt
Edge height	3/4" - 2-9/16" (18 - 65 mm)
Max. edge thickness	1/64" - 1/8" (0.5 - 3.0mm)
Inner radius	> 2" (50 mm)
Melting temperature	212 - 410°F (100 - 210°C)
Feed speed	6.56/13.1 ft./min (2/4 m/min)
Heating time	8 min
Safety class	I
Weight	17.41 lbs (7.9 kg)

Metric dimensions binding.








CONTURO Edge Bander Set

574616

Standard package includes

CONTURO KA 65 Edge Bander	
Support Handle	
Natural EVA Adhesive	4 pieces
Edge Banding Reel	
Additional Roller	
Edge Banding Trimmer	
Scraper	
Polishing Felt	5 pieces
Stick Fix® Base Kit w/Felt Pads	3 pieces
80 x 133 P320 Brilliant 2 Abrasive Sheets	20 pieces
Stick Fix® Sanding Cloth S 800	5 pieces
Hand Sanding Block 3-5/32" x 5-15/64" (80 x 133 mm)	
SYSTAINER	(2) SYS 4 TL

CONTURO Accessories

	Natural EVA Edge Banding Natural color adhesive (48 pieces).	\$159.00	499812
	White EVA Edge Banding White color adhesive (48 pieces).	\$159.00	499813
	Black EVA Edge Banding Black color adhesive (48 pieces).	\$159.00	200060
	Brown EVA Edge Banding Brown color adhesive (48 pieces).	\$159.00	200059
	Adapter Plate Mount the CONTURO into the Table Insert (500366) for stationary edge banding applications. Includes Guide Plates 15 pack (500367) and Auxiliary Roller (499480)	\$509.00	500175
	Table Insert Provides a work surface when coupled with Adapter Plate (500 175) for stationary edge banding applications.	\$209.00	500366
	Guide Plate Guide Plates for KA 65 Table Insert (500366). Provides low-friction surface area for stationary edge banding applications. (15 pieces)	\$30.00	500367
	Edge Banding Trimmer Cuts edge banding for flawless seams up to 65 mm high and 2 mm thick. Cuts right and left sides as well as circular edging applications.	\$229.00	499896

Edge Bander Trimmer Set

576834 \$569.00

Includes:
Edge Banding Reel, Additional Roller;
Edge Banding Trimmer; Scraper;
StickFix® Base Kit with Felt Pads (3x);
Polishing Felt (5x);
Abrasive Sheets StickFix Brilliant 2
80 x 133 P320 (20x);
Hand-Sanding Block 80 x 133 mm;
StickFix Sanding Cloth S 800 (5x);
in a SYS3 M 337.










MFK 700 EQ/B

The MFK 700 EQ/B Trim Router is specifically designed to trim edge banding flush, even on mitered edges, while protecting sensitive materials from burning and melting.

For more information see more on page 120.



CONTURO Accessories

	Edge Bander Reel Holds additional edge banding for longer runs up to 8 m long, 45 mm high and 2 mm thick.	\$105.00	499479
	Edge Bander StickFix Base Includes a StickFix base, 4 screws, and 3 felt pads for scratch-free performance on delicate surfaces.	\$48.00	499892
	Replacement Felt Replacement felt for KA 65 StickFix base kit. (10 pieces)	\$44.00	499893
	Auxiliary Roller Offers additional pressure point for applying edge banding on tight curves and shaped parts.	\$93.00	499480
	Scraper Radius scraper for edge banding with 1 mm, 1.5 mm, and 2 mm radius settings. 1-3/4" x 1-3/4" x 1/16" (45 x 45 x 1.2 mm).	\$81.00	499749
	Sanding Block Ergonomic hand-sanding block utilizes rectangular (80 x 130 mm) abrasives and polishing felt for finishing edges.	\$32.00	495967
	Polishing felt Polishing felt 80 x 133 mm. For polishing high-gloss edging. (5 pieces)	\$23.00	499894



MFT/3 CONTURO

500869 \$889.00

Quickly and easily mount the Conturo to this stationary table for improved surface area. Perfect for small and beveled pieces that would otherwise be difficult to work on with the handheld CONTURO alone.

Includes:
Table; Table Insert; Adapter Plate; Guide Plates (15x);
Cross Members; and Auxiliary Roller.



JOINERY

Maximize the accuracy, speed, and ease of joinery.

Join the Domino® revolution. Make perfectly aligned, long-lasting, secure joints for furniture, doors, and casework. The DOMINO stands alone as the unmatched solution for repeatable mortise and tenon joinery.



DOMINO® Joining System.


Flawless mortises every single time.



Revolutionary Cutting Method.

The spiral cutter rotates and oscillates to create perfect mortises. Connect frames, panels, tops, and loose-tenons with flawless mortises every single time.

 **CLICK**
to see more



Mortise Width Adjustment

Adjusting the width of the mortise allows for easier alignment when joining panels.



DOMINO® DF 500 Q

576419 \$1,069.00

DOMINO® DF 500 Q Set

576423 \$1,199.00

- Mortise width adjustment with the turn of a dial allows for easier alignment when joining panels.
- Pivoting Fence allows you to create angled mortises from 0-90° with positive stops at 22.5°, 45°, 67.5°.
- Indexing stops for quick alignment against the edge of the workpiece for accurate placement.

Make knock-down joinery simple and stable. DOMINO connector range for basic structure and furniture connectors.

The new DOMINO connectors make knock-down joinery simple and stable. Quickly and easily assemble, separate, and reassemble your work for increased flexibility across a wide range of applications – from corner panel joints to center panel joints to joints between a series of holes. For increased stability, speed, and flexibility.



DF 500 Q

576419



DF 500 Q Set

576423

Standard package includes

Domino Cutter (1 piece)	5 mm
Support Bracket	
Wrench	
Plug-It Power Cord	
SYSTAINER	SYS3 M 187

Standard package includes

Trim Stop	
Cross Stop	
Domino Cutter (1 piece)	5 mm
Support Bracket	
Wrench	
Plug-It Power Cord	
SYSTAINER	SYS3 M 187

Specifications

Power consumption	420 watt
Idle engine speed	25,500 RPM
Max. routing depth	1-1/16" (28mm)
Routing height adjustment	1/8" (5mm) - 1-3/16" (30mm)
Miter routing	0 - 90 °
Weight	7.05 lbs (3.2 kg)

DOMINO slot cutter dia	3/16" (4mm)	5/16" (8mm)
	1/4" (5mm)	3/8" (10mm)
	5/16" (6mm)	

Metric dimensions binding.



Join MyFestool!

Register your tool to benefit from our all-inclusive warranty. Gain access to exclusive promotions, events and content.

- Quick and easy tool registration.
- Overview of your registered tools and their warranty periods.
- Download tool warranty certificates.
- Simplified spare parts search.
- Fast access to all current information from Festool.

 **CLICK**
to join

IT'S FAST & EASY
Click the link or visit
festoolusa.com/myfestool



The solution to large-scale joinery.



DOMINO® DF 700 EQ

576428 \$1,549.00

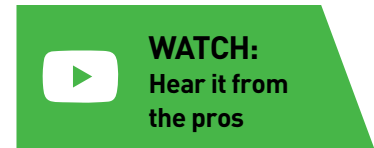
DOMINO® DF 700 EQ Set

576431 \$1,685.00

- Unique, patented cutting action that rotates and oscillates to create perfect, clean, and repeatable mortises every time
- Mortise width adjustment with the flip of a switch allows for easier alignment when joining panels
- Indexing pins for quick alignment against the edge of the work piece for accurate placement
- Tenons up to approximately 5-1/2-Inch in length for large scale projects



Quickly and precisely join massive slabs, doors and gates, or construct the most durable of tables and beds.



DF 700 EQ

576428



DF 700 EQ Set

576431

Standard package includes

Domino Cutter (1 piece)	12 mm
Support Bracket	
Tenon Box (2 pieces)	
Wrench	
Plug-It Power Cord	
SYSTAINER	SYS3 M 437

Standard package includes

Trim Stop	
Cross Stop	
Domino Cutter (1 piece)	12 mm
Support Bracket	
Tenon Box (2 pieces)	
Wrench	
Plug-It Power Cord	
SYSTAINER	SYS3 M 437

Specifications

Power consumption	720 watt	
Idle engine speed	21,000 RPM	
Max. routing depth	2-3/4" (70mm)	
Routing height adjustment	3/8" (10mm) - 1-15/16" (50mm)	
Miter routing	0 - 90 °	
Weight	11.46 lbs (5.2 kg)	
DOMINO slot cutter dia	5/16" (8mm)	1/2" (12mm)
	3/8" (10mm)	9/16" (14mm)

Metric dimensions binding.



Repeatable depth control

Minimize milling time and mistakes with the integrated depth-stop with repeat settings. Provides quick and easy, set-and-forget depth control on repeated operations.

DOMINO® DF 500 Connectors and Tenons



DF 500 Q Domino Tenon Assortments


DF 500 Q Domino Connector Range

INCLUDES	Qty	
Corner connector KV D8;	70	\$435.00 576797
Corner connector KV-LR32 D8;	20	
Center panel connector MSV D8;	10	
Center panel connector MSV-LR32 D8;	10	
Dark brown cover caps;	50	
Silver cover caps;	50	
White cover caps;	50	
Grey cover caps;	50	
D 8 x 36 mm;	20	
Drilling template;	1	
Hinge location cutter;	1	
Screwdriver;	1	
Systainer SYS3 M 137	1	

INCLUDES	Qty	
Assortment SYS		
Beech 4 x 17 x 20 mm;	450	\$395.00 576794
Beech 5 x 19 x 30 mm;	225	
Beech 6 x 20 x 40 mm;	150	
Beech 8 x 22 x 40 mm;	100	
Beech 8 x 22 x 50 mm;	75	
Beech 10 x 24 x 50 mm;	60	
Cutter 4 mm;	1	
Cutter 5 mm;	1	
Cutter 6 mm;	1	
Cutter 8 mm;	1	
Cutter 10 mm;	1	
Systainer SYS3 M 187	1	
SYS 2 TL with dividers		
With dividers and labels for storing, organizing, and transporting Domino tenons. No tenons included.		\$119.00 576793

DF 500 Tenons	Qty	
4 mm		
Beech 4 x 17 x 20 mm	450	\$31.00 495661
5 mm		
Beech 5 x 19 x 30 mm	300	\$31.00 494938
Beech 5 x 19 x 30 mm	1,800	\$119.00 493296
Sipo 5 x 19 x 30 mm	300	\$57.00 494869
Sipo 5 x 19 x 30 mm	900	\$139.00 494859
6 mm		
Beech 6 x 20 x 40 mm	190	\$31.00 494939
Beech 6 x 20 x 40 mm	1,140	\$119.00 493297
Sipo 6 x 20 x 40 mm	190	\$57.00 494870
Sipo 6 x 20 x 40 mm	570	\$139.00 494860
8 mm		
Beech 8 x 22 x 40 mm	130	\$31.00 494940
Beech 8 x 22 x 40 mm	780	\$119.00 493298
Beech 8 x 22 x 50 mm	100	\$31.00 494941
Beech 8 x 22 x 50 mm	600	\$119.00 493299
Beech Stock 8 x 750 mm	36	\$92.00 498686
Sipo Stock 8 x 750 mm	36	\$139.00 498690
10 mm		
Beech 10 x 24 x 50 mm	85	\$31.00 494942
Beech 10 x 24 x 50 mm	510	\$119.00 493300
Beech 10 x 24 x 80 mm	150	\$72.00 498214
Beech 10 x 24 x 100 mm	120	\$72.00 498215
Beech Stock 10 x 750 mm	28	\$92.00 498687
Sipo Stock 10 x 750 mm	28	\$139.00 498691
12 mm		
Beech 12 x 26 x 100 mm	100	\$72.00 498216
Beech 12 x 26 x 140 mm	90	\$72.00 498217
Beech Stock 12 x 750 mm	22	\$92.00 498688
Sipo Stock 12 x 750 mm	22	\$139.00 498692
14 mm		
Beech 14 x 28 x 100 mm	80	\$72.00 498218
Beech 14 x 28 x 140 mm	70	\$72.00 498219
Beech Stock 14 x 750 mm	18	\$92.00 498689
Sipo Stock 14 x 750 mm	18	\$139.00 498693


Corner Connection 203166 \$129.00

 The DOMINO/DOMINO KV D8/50 connector is positioned both in the casework panel and the base of the structure with the DOMINO joiner DF 500.


Corner Connection 203168 \$109.00

 The DOMINO/LR 32 KV-LR 32 D8/50 connector is positioned both in the casework panel in a 5 mm hole in the series of holes and the base of the structure with the DOMINO joiner DF 500.


Center Panel Connector 203167 \$97.00

 The DOMINO/DOMINO MSV D8/25 connector is positioned both in the casework panel and the base of the structure with the DOMINO joiner DF 500 for 25 center panel joints with the DF 500.


Center Panel Connector 203169 \$86.00

 The DOMINO/LR 32 MSV-LR 32 D8/25 connector is positioned both in the casework panel in a 5 mm hole in the series of holes and the base of the structure with the DOMINO joiner DF 500.

Drilling template 203164 \$87.00

 Drill template is required for drilling holes in the surface of the DOMINO D 8 mm joint fixture adapted to Festool D15 hinge location cutter, no. 203165.

Hinge location cutter 203165 \$64.00

 The drill bit is adapted to Festool drill template no. 203164 Shaft mount: CENTROTEC 15 mm hinge location cutter is required for drilling holes in the surface of the DOMINO D 8 mm joint fixture.




DF 700 EQ Domino XL Tenon Assortments

INCLUDES	Qty	
Assortment SYS 8/10 mm		
Beech 8 x 22 x 50 mm;	48	\$395.00 576791
Beech 8 x 22 x 80 mm;	38	
Beech 8 x 22 x 100 mm;	36	
Beech 10 x 24 x 50 mm;	82	
Beech 10 x 24 x 80 mm;	52	
Beech 10 x 24 x 100mm;	52	
Cutter 8 mm;	1	
Cutter 10 mm;	1	
Systainer SYS3 M 187	1	
Assortment SYS 12/14 mm		
Beech 12 x 26 x 100 mm;	48	\$349.00 576792
Beech 12 x 26 x 140 mm;	38	
Beech 14 x 28 x 100 mm;	36	
Beech 14 x 28 x 140 mm;	82	
Cutter 14 mm;	52	
Systainer SYS3 M 187	52	

DF 700 Tenons	Qty	
8 mm		
Beech 8 x 22 x 40 mm	130	\$31.00 494940
Beech 8 x 22 x 40 mm	780	\$119.00 493298
Beech 8 x 22 x 50 mm	100	\$31.00 494941
Beech 8 x 22 x 50 mm	600	\$119.00 493299
Beech 8 x 22 x 80 mm	190	\$72.00 498212
Beech 8 x 22 x 100 mm	150	\$72.00 498213
Beech Stock 8 x 750 mm	36	\$92.00 498686
Sipo Stock 8 x 750 mm	36	\$139.00 498690
10 mm		
Beech 10 x 24 x 50 mm	85	\$31.00 494942
Beech 10 x 24 x 50 mm	510	\$119.00 493300
Beech 10 x 24 x 80 mm	150	\$72.00 498214
Beech 10 x 24 x 100 mm	120	\$72.00 498215
Beech Stock 10 x 750 mm	28	\$92.00 498687
Sipo Stock 10 x 750 mm	28	\$139.00 498691
12 mm		
Beech 12 x 26 x 100 mm	100	\$72.00 498216
Beech 12 x 26 x 140 mm	90	\$72.00 498217
Beech Stock 12 x 750 mm	22	\$92.00 498688
Sipo Stock 12 x 750 mm	22	\$139.00 498692
14 mm		
Beech 14 x 28 x 100 mm	80	\$72.00 498218
Beech 14 x 28 x 140 mm	70	\$72.00 498219
Beech Stock 14 x 750 mm	18	\$92.00 498689
Sipo Stock 14 x 750 mm	18	\$139.00 498693


DOMINO® DF 700 Connectors and Tenons



DF 700 EQ Domino XL Connector Range


INCLUDES	Qty	
Connector Set SV-AB D14;	32	\$325.00 576795
Corner connector Set SV-DB D14;	16	
Split anchors SV-SA D14;	32	
DOMINO birch D 14 x 75;	32	
Cross anchors SV-QA D14;	64	
SV-V D14 widener;	1	
Dark brown cover caps;	32	
Light brown cover caps;	32	
Silver cover caps;	32	
SW 4 pin wrench;	1	
Systainer SYS3 M 137	1	

Corner Connector Set 203420 \$149.00

 EV/32-Set

32 Anchor Bolts SV-AB D14, 32 Connector Cross Anchors SV-QA D14, 32 Expansion Anchors SV-SA D1

Flat Connector Set 203421 \$109.00

 FV/16-Set

16 Double Bolts SV-DB D14, 32 Cross Anchors SV-QA D14, 64 Half-Shells SV-V D14 for widening. Used for corner connection applications.

Domino Cutter 497871 \$81.00

 D 14-NL 70 HW-DF 700

14 mm cutter for use with DOMINO fastener system features durable carbide-tipped design for quick and precise mortises.

Beech Tenons

 Made from solid hardwood stock, Domino Beech tenons form the basis of strong joints that will last a lifetime and beyond.

Sipo Tenons

 Made from African Mahogany, Domino Sipo tenons are rot-resistant, making them ideal for outdoor applications.

DOMINO® Accessories

Extend the range of the Domino® joining system with attachments that deliver precise repeatability, consistent spacing, secure and accurate centering, and more. Since applications range from small to large, a full assortment of tenon types and sizes are also available, with color-coded cutters to match.



DF 500 Q Accessories

Cross Stop

\$87.00 498590

For repeat hole spacing between 3-7/8" and 8-1/16" (100 mm and 205 mm). The Cross Stop enables precise and repeatable mortise placement across the surface or edge of a workpiece. Increase efficiency by eliminating the need for witness or scribe marks. Adjustable-spaced pins register against the starting edge of the material or in the previous mortise for accurate and consistent spacing of mortises.



Trim Stop

\$87.00 493487

For narrow material between 7/8" and 2-3/4" (22 mm and 70 mm) in width. The Domino Trim Stop enables precise and repeatable mortise placement in ends of narrow workpieces, such as rails or spindles. Sides adjust independently for centered or off-center mortising.



Hand rail fence

\$87.00 494847

For centering on round stock between 1-3/8" and 2-3/8" (35 mm and 60 mm) in diameter. The Domino Handrail Fence aligns mortises in round workpieces, such as handrails. Attaches quickly and easily to the Domino Joiner without the need for tools.



Support Bracket

\$40.00 495666

Easily balance the fence of the Domino Joiner on narrow stock or when used in vertical plunging for increased accuracy in placement of mortises. Integrated flip stops provide reference points at 20mm from the edge.



DOMINO Cutter D 4-NL 11 HW

\$49.00 495663



DOMINO Cutter D 5-NL 20 HW

\$53.00 493490



DOMINO Cutter D 6-NL 28 HW

\$52.00 493491



DOMINO Cutter D 8-NL 28 HW

\$53.00 493492



DOMINO Cutter D 10-NL 28 HW

\$54.00 493493



Cross Stop Eliminate witness marks and guesswork.



Support Bracket Get straight, consistent mortises.



DF 700 EQ Accessories

Cross Stop

\$87.00 498590

For repeat hole spacing between 3-7/8" and 8-1/16" (100 mm and 205 mm). The Cross Stop enables precise and repeatable mortise placement across the surface or edge of a workpiece. Increase efficiency by eliminating the need for witness or scribe marks. Adjustable-spaced pins register against the starting edge of the material or in the previous mortise for accurate and consistent spacing of mortises.



Trim Stop

\$87.00 493487

For narrow material between 7/8" and 2-3/4" (22 mm and 70 mm) in width. The Domino Trim Stop enables precise and repeatable mortise placement in ends of narrow workpieces, such as rails or spindles. Sides adjust independently for centered or off-center mortising.



Hand rail fence

\$87.00 494847

For centering on round stock between 1-3/8" and 2-3/8" (35 mm and 60 mm) in diameter. The Domino Handrail Fence aligns mortises in round workpieces, such as handrails. Attaches quickly and easily to the Domino Joiner without the need for tools.



Support Bracket

\$40.00 495666

Easily balance the fence of the Domino Joiner on narrow stock or when used in vertical plunging for increased accuracy in placement of mortises.



DOMINO Cutter D 8-NL 50 HW

\$72.00 497868



DOMINO Cutter D 10-NL 70 HW

\$74.00 497869



DOMINO Cutter D 12-NL 70 HW

\$76.00 497870



DOMINO Cutter D 14-NL 70 HW

\$81.00 497871



Handrail Fence Precisely join round stock.



Trim Stop Achieve precise, repeatable mortises.

PLANER

Get the results you're looking for faster.

Festool's HL 850 E planer features a single-knife head that cuts with a shearing action. What you get is cleaner glue- or finish-ready cuts, quieter operation and reduced vibration (meaning lower user fatigue). No matter if you're looking to go at your most frequent planing tasks with speed, or bring some architectural refinement to your work, the answer lies with Festool.




For tackling the most frequent planing tasks with speed.



The HL 850 lets you cut flush to an adjacent surface because it can plane across the entire width of the rabbet.

STAY CONNECTED

FESTOOL **LIVE**
Watch Festool LIVE - EP 25. Learn the basics of the HL 850 and accessories.



Side-mounted cutterhead

Spiral cutterhead with straight carbide knife for super-smooth, chatter-free cuts and seamless knife changes.



HL 850 E Planer

576258 \$735.00

- Single knife cutter-head with spiral design and replaceable cutting knife for a smooth, quiet and "chatter-free" cut.
- Multiple head options to create rustic architectural effects in beams and flooring.
- Unlimited rabbeting depth with flush cutter side design and retractable spring-loaded guard.
- Rotary handle depth adjustment allows precise depth setting from 0" (0) - 1/8" (3.5 mm).

The heart of the Festool System. Dust Extraction provides quicker cleanup and smoother finishes while protecting the air you breathe.

Practical features on the mobile dust extractors help improve workplace organization and improve the cleanup process. Combining this with tried and tested benefits is what makes the Festool suction system even more efficient and comfortable – the best ever.



HL 850 E

576258

Standard package includes

Parallel Side Fence

Standard Planer Head

Solid Carbide Standard Blade

Rabbet Depth Guide

Suction Adapter

SYSTEMER SYS3 M 237

Specifications

Power consumption 850 watt

Planer shaft speed 11,000 RPM

Planing width 3-1/4" (82 mm)

Planing depth 0" (0) - 1/8" (3.5 mm)

Rabbeting Depth Unlimited

Dust extraction connection dia. 1-1/2" (36 mm)

Weight 8.6 lbs (3.9 kg)

Metric dimensions binding.



Buy with confidence.

Festool's 3-2-1 Service is tailored to the demands of your daily work.

3-Year

Wear & Tear on your Tool, Battery and Charger. Free Repair Shipping.

2-Day

Standard Repair Turnaround Time.

1-Month

Satisfaction Guarantee. Try it for 30 days and if not convinced then simply get your money back.



Interchangeable Heads









Add dimension to your work with a quick-change cutterhead system designed to produce distressed or hand-hewn effects.



WATCH:
Quick and easy
head change

Planer Accessories





Heads & Blades

	Planer Head - Standard Standard planer head with solid carbide spiral blade HM 82 SD.	\$199.00	484520
	Planer Head - Rustic Fine Rustic fine planer head with HSS spiral blade HS 82 RF.	\$235.00	484521
	Planer Head - Rustic Coarse Rustic coarse planer head with HSS spiral blade HS 82 RG.	\$235.00	484522
	Planer Head - Rustic Undulating Rustic undulating planer head with HSS spiral blade HS 82 RW.	\$235.00	485331
	Spiral Blade - Standard For standard, smooth head.	\$49.00	484515
	Spiral Blade - Rustic Fine For rustic, fine head.	\$49.00	484518
	Spiral Blade - Rustic Coarse For rustic, coarse head.	\$49.00	484519
	Spiral Blade - Rustic Undulating For rustic, coarse head.	\$49.00	485332



The parallel side fence provides additional support and guidance against the edge of the workpiece during planing.

Planer Accessories

	Parallel Side Fence For side guidance, adjustable from 0 to 3-15/64" (0-82 mm).	\$33.00	484513
	Rabbit Depth Stop For rabbit depths of 0 to 1-3/16" (0-30 mm).	\$24.00	484512
	Suction Adapter Removable dust port adapter for chip collecting bag and connects to CT hose. Suction hose D 36 mm recommended (not included).	\$22.00	484507
	Suction hose D36/32x3,5m-AS/R 36 mm hose is recommended for maximum dust extraction efficiency.	\$195.00	204923

DRILLING

Portability and power to keep you working all day long.

Festool offers a wide range of drill drivers that make installing everything from drywall to cabinets a breeze.



An extremely powerful and robust, compact powerhouse.



TID 18 Basic

576479 \$219.00

TID 18 Set

576480 \$385.00



- Robust: Long lasting quality components, fully covered thanks to the comprehensive Festool warranty
- Maximum power: Thanks to the extremely powerful, brushless, and therefore long lasting, latest generation EC-TEC motor with three speed levels, and T mode specifically for self tapping screws
- Kickback free impact mechanism drives the fastener rather than spinning the drill around the screw thus protecting your wrist
- Ergonomic: compact design enables you to work accurately and for longer periods without becoming tired, even in hard to reach areas
- Convenient: tool free 1/4" holder, integrated bit storage, optimum LED illumination of the work area, and belt clip for attachment on both sides

The only Impact to match your drive!

This compact powerhouse offers an impressive service life thanks to its extremely robust impact mechanism. The perfect combination of the new generation brushless EC-TEC motor and 4.0 Ah battery pack ensure maximum performance and endurance.



TID 18 Basic

576479



TID 18 Set

576480

Standard package includes

Belt Clip

SYSTAINER SYS3 M 187

Standard package includes

Belt Clip

(2x) BP 18 Li 4.0 HPC-ASI battery packs

Rapid Charger TCL 6

SYSTAINER

SYS3 M 187

Specifications

Battery Voltage	18V	
Li-ion battery capacity	4.0 Ah	
Gears	3 + T-Mode	
Idling speed, 1st/2nd/3rd gear	1st gear	0 - 1200 RPM
	2nd gear	0 - 2000 RPM
	3rd gear	0 - 3200 RPM
	T-mode	0 - 3200 RPM (lowering to 750)
Max. number of hammer strokes / 3rd gear	4500 BPM	
Max. torque 3 rd gear	1593.18 in. lbs. / 180.00 Nm	
Dimensions LxHxW (without battery pack)	5 13/64" (132mm)	
	x 8 15/16" (227mm) x 3 5/16" (84mm)	
Tool holder	1/4"	
Weight with Li-ion Battery	3.3 lbs. / 1.5 kg	

Metric dimensions binding.



Powerful

With 1593 in-lb (180 Nm) of torque and extremely powerful, brushless EC-TEC motor with three speed levels. T mode for self tapping screws.



Compact design

Machine weight at just 3.3 lbs (1.5 kg)* for low fatigue, work even in hard to reach areas.

*When equipped with BP 18 Li 4.0 Ah Battery.



TID 18 Impact Driver + T 18+3

576494 \$575.00

When building and installing cabinets two of the most used tools are the drill and impact driver. These tools help advance your efficiencies and improve the quality of your products. At Festool we have paired these tools for that specific purpose. Build out your workstations in the shop or on the jobsite to promote continuous improvement within your operation.

Standard package includes

- (2x) Belt Clips
- (2x) BP 18 Li 4.0 HPC-ASI battery packs
- Rapid Charger TCL 6
- FastFix keyless chuck 1/2" (13 mm)
- SYSTAINER SYS3 M 237



TID 18 Impact Driver + TPC 18/4

576996 \$649.00

Working on the jobsite requires versatility and flexibility. The combination of this hammer drill and impact driver will allow you to handle all of the drill and driving tasks required during the beginning stages of your construction project. You will have the confidence to drill holes and drive fasteners in a variety of materials.

Standard package includes

- (2x) Belt Clips
- (2x) BP 18 Li 4.0 HPC-ASI battery packs
- Rapid Charger TCL 6
- FastFix keyless chuck 1/2" (13 mm)
- Right Angle Chuck
- Auxiliary handle
- SYSTAINER SYS3 M 237



TID 18 - Impact Driver



Bit Cassette SORT2

BT-IMP SORT2
Magnetic Bit Holder and five different impact-rated 1" (25 mm) bits to include Phillips, Torx, and Square Drive bits in holder with belt clip. Includes: Magnetic Impact Bit Holder, PH 2 bit, PH 3 bit, TX 25 bit, TX 30 bit, SQ 2 bit

\$22.00 204382



Bit Cassette SORT4

BT-IMP SORT4
Featuring a lockable impact-rated bit holder and five different impact-rated 1" (25 mm) bits to include Phillips, Torx, and Square Drive in holder with belt clip. Includes: Lockable Impact Bit Holder 1/4", PH 2 bit, PH 3 bit, TX 25 bit, TX 30 bit, SQ 2 bit

\$42.00 204384



Bit Cassette SORT6

BT-IMP SORT6
With six different impact-rated 2" (50 mm) bit types including Torx bits, Phillips bits, and a Square Drive bit, the assortment covers all typical applications. Includes: PH 2 bit, PH 3 bit, TX 20 bit, TX 25 bit, TX 30 bit, SQ 2 bit

\$43.00 204386



HighPower Battery Pack BP 18 Li 4.0 HPC-ASI

Li-HighPower cell technology makes it powerful enough for every application. At just 1.2 lbs (600 g), it is 20% lighter and 50% more compact than a 5.2 Ah battery pack. Bluetooth® lithium-ion (Li-ion) battery pack with AIRSTREAM, enables the compatible CLEANTEC mobile dust extractor to be started automatically when the cordless tool is activated.

\$125.00 205036



Battery Pack BP 18 Li 5.2 ASI

Powerful 5.2 Ah battery for endurance and power. The all-rounder for all applications. Integrated LED display on the battery pack provides charge status at all times. Bluetooth® lithium-ion (Li-ion) battery pack with AIRSTREAM, enables the compatible CLEANTEC mobile dust extractor to be started automatically when the cordless tool is activated.

\$135.00 202480



Rapid Charger TCL 6

For Li-ion battery packs (except for CXS/TXS).LED display shows the remaining battery life and charge status. Space-saving with a secure cord holder. Simple wall mounting through elongated holes on the rear.

\$79.00 201138



TCL 6 DUO Rapid Charger

For all Li-ion battery packs (except for CXS/TXS); for charging two Li-ion battery packs at the same time

\$129.00 577018



NEW

Rapid Charger SCA 8

Faster re-charge for less down time. AIRSTREAM batteries with the SCA 8 charger re-charge 60% faster than previous charging technology. And batteries equipped with AIRSTREAM design cool down 3X faster than non-equipped versions, so the charging process can begin sooner, getting you back to work faster.

\$105.00 200313

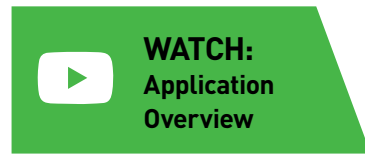
The power you need to get the job done faster and easier.



T 18 Easy Drill Basic

576758 \$199.00

- Robust: Long lasting quality components, fully covered thanks to the comprehensive support provided by Festool Service
- Maximum power: Thanks to the extremely powerful, brushless, and therefore long lasting, latest generation EC-TEC motor
- Convenient: fixed metal chuck with a range up to 1/2" capacity, integrated bit storage, optimum LED illumination of the work area, and belt clip for attachment on both sides
- Mobile: packed in a Systainer, the T 18+3-E can be integrated perfectly into your Festool system of tool storage



Ready to work, with the perfect combination of performance and endurance.



Precise

Electronic torque setting means precise screw driving every time.



T 18 Easy Basic

576758

Standard package includes

Belt Clip

SYSTAINER

SYS3 M 187

Specifications

Battery Voltage	18V
Li-ion battery capacity	4.0 Ah
Gears	2
Idling speed, 1st/2nd	0-450 / 0-1500
Torque setting 1st gear	7.1 in-lb (0.8 Nm) - 70.8 in-lb (8 Nm)
Torque setting 2nd gear	4.4 in-lb (0.5 Nm) - 53.1 in-lb (6 Nm)
Max. torque, wood/steel	Wood: 0 - 3200 RPM (lowering to 750)
	Steel: 442.5 in. lbs. (50 Nm) Drill 1/2"
Drilling diameter, wood/steel	1-3/4" (45) / 1/2" (13)
Chuck range	1/16" (1.5) - 1/2" (13)
Weight with BP 18 Li 4.0 HPC-ASI	4.189 lbs. / 1.9kg

Metric dimensions binding.



Buy with confidence.

Festool's 3-2-1 Service is tailored to the demands of your daily work.

3-Year

Wear & Tear on your Tool, Battery and Charger.

Free Repair Shipping.

2-Day

Standard Repair Turnaround Time.

1-Month

Satisfaction Guarantee. Try it for 30 days and if not convinced then simply get your money back.



**Extreme durability.
Whether you are working on
wood, metal or masonry.**



TPC 18/4 Hammer Drill Basic

576777 \$385.00

- Robust: Resilient four-speed metal gearbox, also fully covered by the comprehensive support provided by Festool Service.
- Versatile: Thanks to the FastFix interface, quick conversion without the need for tools for drilling, screwdriving, angular drilling and angular driving.
- Maximum performance: Thanks to the extremely powerful, brushless, and therefore long-lasting, EC-TEC motor.
- The QUADRIVE with four gears for every working situation: From screwdriving with 442.5 in-lbs [50 Nm] torque in first gear to precise drilling at 3600 rpm in fourth gear.

TPC 18/4 Hammer Drill Set

576778 \$615.00



**WATCH:
Application
Overview**



The QUADRIVE – four gears, with the right one for every application

- 1st gear: Demanding tightening of screws up to 3/8" (10 mm).
- 2nd gear: Quick driving up to 5/16" x 11-13/32" (8 x 300 mm) in size.
- 3rd gear: Powerful drilling with auger bits of up to 3/4" (20 mm).
- 4th gear: Fast drilling with small and medium-sized drill bits for pilot holes.



TPC 18/4 Basic

576777

Standard package includes

Belt Clip
FastFix keyless chuck 1/2" (13 mm)
Centrotec chuck
BH 60 Centrotec Bit Holder
PH 2 Bit
Auxiliary handle
SYSTAINER

SYS3 M 187

Specifications

Battery voltage	18 V
Gears	4
Battery capacity	4.0 Ah
Idling speed, 1st gear/2nd gear	0 - 500/0 - 800 RPM
Idling speed, 3rd/4th gear	0 - 2350/0 - 3600 RPM
Max. number of strokes	57 600 RPM
Drilling diameter, wood/steel	2-3/4" (70 mm) / 1/2" (13 mm)
Drilling diameter in brickwork	3/8" (10 mm)
Torque adjustment 1st/2nd gear	17.7 in-lb - 177 in-lb (2 - 20 Nm) / 17.7 in-lb - 177 in-lb (2 - 20 Nm)
Max. torque, wood/steel	442.5 / 663.8 (50/75 Nm)
Chuck range	1/16" (1.5mm) - 1/2" (13mm)
Weight with battery	4.18 lbs (1,9 kg)

Metric dimensions binding.



TPC 18/4 Set

576778

Standard package includes

Belt Clip
FastFix keyless chuck 1/2" (13 mm)
Centrotec chuck
BH 60 Centrotec Bit Holder
PH 2 Bit
Auxiliary handle
Right Angle chuck
(2x) BP 18 Li 4.0 HPC-ASI battery packs
Rapid Charger TCL 6
SYSTAINER

SYS3 M 187



T 18 Easy Drill

HighPower Battery Pack BP 18 Li 4.0 HPC-ASI \$125.00 205036
 Li-HighPower cell technology makes it powerful enough for every application. At just 1.2 lbs (600 g), it is 20% lighter and 50% more compact than a 5.2 Ah battery pack. Bluetooth® lithium-ion (Li-ion) battery pack with AIRSTREAM, enables the compatible CLEANTEC mobile dust extractor to be started automatically when the cordless tool is activated.



Battery Pack BP 18 Li 5.2 ASI \$135.00 202480
 Powerful 5.2 Ah battery for endurance and power. The all-rounder for all applications. Integrated LED display on the battery pack provides charge status at all times. Bluetooth® lithium-ion (Li-ion) battery pack with AIRSTREAM, enables the compatible CLEANTEC mobile dust extractor to be started automatically when the cordless tool is activated.



Rapid Charger TCL 6 \$79.00 201138
 For Li-ion battery packs (except for CXS/TXS). LED display shows the remaining battery life and charge status. Space-saving with a secure cord holder. Simple wall mounting through elongated holes on the rear.



TCL 6 DUO Rapid Charger \$129.00 577018
 For all Li-ion battery packs (except for CXS/TXS); for charging two Li-ion battery packs at the same time



NEW

Rapid Charger SCA 8 \$105.00 200313
 Faster re-charge for less down time. AIRSTREAM batteries with the SCA 8 charger re-charge 60% faster than previous charging technology. And batteries equipped with AIRSTREAM design cool down 3X faster than non-equipped versions, so the charging process can begin sooner, getting you back to work faster.



Li-HighPower 4.0 HPC-ASI

Battery technology is changing rapidly and Festool continues to work diligently to stay ahead of the pack. Introducing the BP 18 Li 4.0 provides you a battery that is more compact and lighter in weight without sacrificing the quality that you have come to expect from the Festool brand.



TPC 18/4 - Hammer Drill

Angle Attachment \$135.00 205222
 Right Angle attachment for right angle drilling and driving.



Depth Stop Chuck \$119.00 769126
 Drive screws to a consistent depth using Socket Wrench or any 1/4" hex drive tip. Equipped with replaceable Guard Rings. PH2 bit included.

For use with Depth Stop Chuck (769126).



Guard Ring - 17 mm \$6.00 768125
 Rubber ring to help to protect soft surfaces when driving fasteners. Internal diameter of 17 mm (21/32").

Guard Ring - 23 mm \$6.00 768127
 Rubber ring to help to protect soft surfaces when driving fasteners. Internal diameter of 23 mm (29/32").



Adapter \$75.00 769064
 FastFix Adapter, equipped with 3/8" socket post.



Keyless Chuck \$80.00 577072
 Standard replacement chuck. Up to 1/2" capacity. Ratcheting sleeve for increased retention.



Eccentric Chuck \$139.00 205223
 Offset, Eccentric Chuck places bit flush to the side, allows drilling/driving right into corners. Chuck rotates 360° with 16 presets. Quick-release collar will not mar adjoining surfaces.



Drilling dust nozzle \$26.00 500483
 Designed to attach to the surface through suction when paired with a Dust Extractor, capturing dust particles for a cleaner worksite.



Auxiliary handle \$21.00 577073
 The Side Handle provides ergonomic grip for greater control and comfort.



Centrotec Chuck \$43.00 492135
 Quick-release chuck provides two points of contact for bits and accessories. Using Centrotec accessories, precision-milled sleeve acts like bushing, prevents wobble.



HighPower Battery Pack BP 18 Li 4.0 HPC-ASI \$125.00 205036
 Li-HighPower cell technology makes it powerful enough for every application. At just 1.2 lbs (600 g), it is 20% lighter and 50% more compact than a 5.2 Ah battery pack. Bluetooth® lithium-ion (Li-ion) battery pack with AIRSTREAM, enables the compatible CLEANTEC mobile dust extractor to be started automatically when the cordless tool is activated.



Battery Pack BP 18 Li 5.2 ASI \$135.00 202480
 Powerful 5.2 Ah battery for endurance and power. The all-rounder for all applications. Integrated LED display on the battery pack provides charge status at all times. Bluetooth® lithium-ion (Li-ion) battery pack with AIRSTREAM, enables the compatible CLEANTEC mobile dust extractor to be started automatically when the cordless tool is activated.



Rapid Charger TCL \$79.00 201138
 For Li-ion battery packs (except for CXS/TXS). LED display shows the remaining battery life and charge status. Secure cord holder. Wall mounting through elongated holes on the rear.



NEW

TCL 6 DUO Rapid Charger \$129.00 577018
 For all Li-ion battery packs (except for CXS/TXS); for charging two Li-ion battery packs at the same time



Rapid Charger SCA 8 \$105.00 200313
 AIRSTREAM batteries with the SCA 8 charger re-charge 60% faster than previous charging technology. AIRSTREAM batteries are designed to cool down 3X faster than non-equipped versions, so the charging process can begin sooner.

Hang drywall faster, with less fatigue.



Efficiency

With motor speed of 4,500 RPM, coupled with the auto-feed magazine using collated screws, makes fast work of hanging sheets while the impulse-drive functionality provides exceptional battery life.

Ergonomically designed to reduce fatigue and sustain efficiencies throughout the workday, increasing productivity and maximizing the return on your investment.



DWC 18 Basic

576507 \$359.00

- Quiet, smooth, and tireless operation with EC TEC Brushless Motor.
- Increased battery life with on-demand operation. The motor only runs when the screw is driven.
- Excellent depth control with precision micro-adjust. Detachable, user-serviceable magazine for problem-free operation.



Accuracy

Sink screws consistently and precisely (to 1/256") with mechanical and electronic depth control with automatic cut-off to prevent overdriven fasteners saving material as well as time in re-work to achieve quality results.



DWC 18 Basic

576507

Standard package includes

- Belt Clip
- 2x PH2 bit long
- PH2 bit short
- Magnetic bit holder
- Magazine attachment
- Depth stop
- Scaffolding holder

SYSTAINER SYS3 M 187

Specifications

Battery voltage	18 V
Idle engine speed	0 - 4 500 RPM
Max. machinable screw length (magazine attachment)	2" (55mm)
Tool holder	1/4"
Li-ion battery capacity	3.1 Ah
Weight with depth stop	4.19 lbs (1.9 kg)
Weight with magazine attachment	5.07 lbs (2.3 kg)

Metric dimensions binding.

A Rotary Hammer that's built for the toughest demands.



Compact, yet packs a punch.

The compact C-handle design delivers a streamlined pressure point, resulting in greater control and more comfortable handling, while maintaining power and capability, even for hard-to-reach applications.



FESTOOL
LIVE



BHC 18 Basic

577601 \$415.00

- The best power-to-weight ratio in its class.
- Compact and ergonomic C-handle design.
- Light weight and low vibration makes for efficient and comfortable one-handed use, whether for extended periods or even overhead applications.



SORTAINER SYS 4
\$189.00 200119

Three large drawers with dividers in an all-new, lighter format than traditional SORTAINERS. Optional Storage Boxes can be used for even greater organization for greater onsite efficiency.

See more storage and mobility options on page 55.



BHC 18 Basic

577601

Standard package includes

- Belt Clip
- Depth Stop
- Auxiliary handle

SYSTAINER SYS3 M 187

Specifications

Battery voltage	18 V
Max. number of strokes	4 895 RPM
Max. torque, wood/steel	88.5 in-lb (10 Nm)/ 221.3 in-lb (25 Nm)
Drilling dia. (concrete)	11/16" (18mm)
Weight with Li-ion	5.73 lbs (2.6 kg)

Metric dimensions binding.



Join MyFestool!

Register your tool to benefit from our all-inclusive warranty. Gain access to exclusive promotions, events and content.







- Quick and easy tool registration.
- Overview of your registered tools and their warranty periods.
- Download tool warranty certificates.
- Simplified spare parts search.
- Fast access to all current information from Festool.



IT'S FAST & EASY
Click the link or visit
festoolusa.com/myfestool



DWC 18 - Drywall Gun

	PH bit PH 2-AF-55 3x DWC 18 Elongated Phillips driver bit for use with magazine attachment. Compatible with a majority of collated screws for drywall.	\$19.00	769124
	Bit Holder BH-DWC Bit holder equipped with 1/4" drive compatibility. For use with the depth stop cone.	\$13.00	769125
	Drywall Screws Fine thread screws for fastening in metal studs and substructures. Collated strips. Available in 25 mm (1") and 35 mm (1-3/8") lengths. 1,000 per box.		
	C FT 3.9x25 1000x	\$37.00	769142
	C FT 3.9x35 1000x	\$37.00	769143
	Drywall Screws Coarse thread screws for fastening in wood studs and substructures. Collated strips. Available in 35 mm (1-3/8") and 45 mm (1-3/4") lengths. 1,000 per box.		
	C CT 3.9x35 1000x	\$37.00	769144
	C CT 3.9x45 1000x	\$37.00	769145
	HighPower Battery Pack BP 18 Li 4.0 HPC-ASI Li-HighPower cell technology makes it powerful enough for every application. At just 1.2 lbs (600 g), it is 20% lighter and 50% more compact than a 5.2 Ah battery pack. Bluetooth® lithium-ion (Li-ion) battery pack with AIRSTREAM, enables the compatible CLEANTEC mobile dust extractor to be started automatically when the cordless tool is activated.	\$125.00	205036
	Battery Pack BP 18 Li 5.2 ASI Powerful 5.2 Ah battery for endurance and power. The all-rounder for all applications. Integrated LED display on the battery pack provides charge status at all times. Bluetooth® lithium-ion (Li-ion) battery pack with AIRSTREAM, enables the compatible CLEANTEC mobile dust extractor to be started automatically when the cordless tool is activated.	\$135.00	202480
	Rapid Charger TCL 6 For Li-ion battery packs (except for CXS/TXS). LED display shows the remaining battery life and charge status. Secure cord holder. Wall mounting through elongated holes on the rear.	\$79.00	201138
	TCL 6 DUO Rapid Charger For all Li-ion battery packs (except for CXS/TXS); for charging two Li-ion battery packs at the same time	\$129.00	577018
	Rapid Charger SCA 8 AIRSTREAM batteries with the SCA 8 charger re-charge 60% faster than previous charging technology. AIRSTREAM batteries are designed to cool down 3X faster than non-equipped versions, so the charging process can begin sooner.	\$105.00	200313

NEW



BHC 18 - Rotary Hammer

	Drilling dust nozzle Designed to attach to the surface through suction when paired with a Dust Extractor, capturing dust particles for a cleaner worksite.	\$26.00	500483
	Auxiliary handle The Side Handle provides ergonomic grip for greater control and comfort.	\$21.00	577073
	Centrotec SDS-Plus Adapter Allows SDS drive hammer drills to adapt to Centrotec Chuck and accessories.	\$27.00	769068
	Centrotec Chuck Quick-release chuck provides two points of contact for bits and accessories. Using Centrotec accessories, precision-milled sleeve acts like bushing, prevents wobble.	\$43.00	492135
	HighPower Battery Pack BP 18 Li 4.0 HPC-ASI Li-HighPower cell technology makes it powerful enough for every application. At just 1.2 lbs (600 g), it is 20% lighter and 50% more compact than a 5.2 Ah battery pack. Bluetooth® lithium-ion (Li-ion) battery pack with AIRSTREAM, enables the compatible CLEANTEC mobile dust extractor to be started automatically when the cordless tool is activated.	\$125.00	205036
	Battery Pack BP 18 Li 5.2 ASI Powerful 5.2 Ah battery for endurance and power. The all-rounder for all applications. Integrated LED display on the battery pack provides charge status at all times. Bluetooth® lithium-ion (Li-ion) battery pack with AIRSTREAM, enables the compatible CLEANTEC mobile dust extractor to be started automatically when the cordless tool is activated.	\$135.00	202480
	Rapid Charger TCL 6 For Li-ion battery packs (except for CXS/TXS). LED display shows the remaining battery life and charge status. Secure cord holder. Wall mounting through elongated holes on the rear.	\$79.00	201138
	TCL 6 DUO Rapid Charger For all Li-ion battery packs (except for CXS/TXS); for charging two Li-ion battery packs at the same time	\$129.00	577018
	Rapid Charger SCA 8 AIRSTREAM batteries with the SCA 8 charger re-charge 60% faster than previous charging technology. AIRSTREAM batteries are designed to cool down 3X faster than non-equipped versions, so the charging process can begin sooner.	\$105.00	200313

NEW

For light, powerful and durable design that deliver at every level.



Durability

With German build quality and a virtually indestructible motor, you'll be hard-pressed to break this machine.

COMPARE
all Drills & Drivers



T 18+3 Drill

Classic T model with 18-volt power.

Basic	Set
576451 \$329.00	576991 \$555.00

C 18 Drill

Ergonomic C model with 18-volt power.

Basic
576439 \$329.00

- Brushless motors deliver longer run times, more screws per charge and a significantly longer service life.
- Internal sensors immediately disengage the drill motor once the desired torque setting has been achieved, preventing overdriving and stripping.
- FastFix tool-less chuck exchange system dramatically expands the range, taking the place of five different tools.

TOP 3 Accessories



Eccentric Chuck

Allows drilling/driving right into corners. Chuck rotates 360° with 16 presets. For more information: Page 182



Bit Assortment Set

For all Festool cordless drills with CENTROTEC interface. Includes: PH 2, PH 3, TX 20, TX 30 and SQ 2. For more information: Page 186



SYS3 Organizer with 22 containers

Small parts can be sorted individually thanks to plastic containers in seven different sizes. For more information: Page 53



T 18+3 Basic

576451

C 18 Basic

576439

T 18+3 Set

576991

Standard package includes

Belt Clip
FastFix keyless chuck 1/2" (13 mm)
Centrotec chuck
BH 60 Centrotec Bit Holder
PZ 2 Bit
SYSTAINER

Standard package includes

Belt Clip
(2x) BP 18 Li 4.0 HPC-ASI battery packs
Rapid Charger TCL 6
Right angle chuck
FastFix keyless chuck 1/2" (13 mm)
Centrotec chuck
BH 60 Centrotec Bit Holder
PH 2 Bit
TX 25 Bit
SYSTAINER

Specifications

Battery voltage	18 V
Idling speed, 1st gear/2nd gear	0 - 450/0 - 1500 RPM
Chuck range	1/16" (1.5) - 1/2" (13)
Drilling diameter, wood/steel	1-3/4" (40 mm)/ 1/2" (13mm)
Torque setting 1st gear	7.1 lbs (0.8 Nm) - 70.8 lbs (8 Nm)
Torque adjustment 1st/2nd gear	4.4 lbs (0.5 Nm) - 53.1 lbs (6 Nm)
Weight with Li-ion	3.97 lbs (1.8 kg)
C 18 Max. torque, wood/steel	239.0 lbs (27 Nm)/ 398.3 lbs (45 Nm)
T 18 Max. torque, wood/steel	309.8 lbs (35 Nm) / 442.5 lbs (50 Nm)



Drills that ensure maximum comfort over extended use.



CXS 12 Drill

Ergonomic C model with 12-volt power.

Plus	Set
576098 \$285.00	576099 \$339.00

- These compact cordless drills are the smallest extension to the Festool Li-Ion drill platform.
- Exceptional ergonomics, with a battery design that removes bulk from the handle, ensuring maximum comfort over extended use.
- Switch easily from drilling to fastening without changing the torque setting, with a slip of the lever into independent drill and torque settings.

Compact and lightweight

Weighing in just under 2 pounds, these drills will not leave you feeling fatigued even after all day use.



CXS Plus

Standard package includes

Belt Clip
MXC Charger
(2x) 10.8 V Battery Lithium Ion 2.6 Ah
3/8" Keyless Chuck
Centrotec Chuck
BH 60 Centrotec Bit Holder
PH 2 Bit
SYSTAINER SYS3 M 137

CXS Set

Standard package includes

Belt Clip
MXC Charger
(2x) 10.8 V Battery Lithium Ion 2.6 Ah
3/8" Keyless Chuck
Centrotec Chuck
BH 60 Centrotec Bit Holder
PH 2 Bit
FastFix Right Angle Chuck
SYSTAINER SYS3 M 137



WATCH:
Getting Started



Specifications

Battery voltage	10.8 V
Li-ion battery capacity	2.6 Ah
Gears	2
Idling speed, 1st gear/2nd gear	0 - 430/0 - 1300 RPM
Chuck range	1/32" - 3/8" (1 - 10 mm)
Drilling diameter, wood/steel	15/32" (12 mm)/ 5/16" (8 mm)
Torque setting 1st gear	2.7 lbs (0.3 Nm) - 30.1 lbs (3.4 Nm)
Max. torque, wood/steel	88.5 lbs (10 Nm) / 141.6 lbs (16 Nm)
Weight with Li-ion	1.98 lbs (0.9 kg)

Metric dimensions binding.





- Index
- Cleaning
- MFT
- Storage
- Cordless
- Sawing
- Multi-Tool
- Routers
- Banding
- Joinery
- Planer
- Drilling
- Lighting
- Radio
- Sanding
- Polishing
- Grinder



T 18+3 / C 18 - Drills

	Angle Attachment Right Angle attachment for right angle drilling and driving.	\$135.00	205222
	Keyless Chuck Standard replacement chuck. Up to 1/2" capacity. Ratcheting sleeve for increased retention.	\$80.00	577072
	Eccentric Chuck Offset, Eccentric Chuck places bit flush to the side, allows drilling/driving right into corners. Chuck rotates 360° with 16 presets. Quick-release collar will not mar adjoining surfaces.	\$139.00	205223
	Centrotec Chuck Quick-release chuck provides two points of contact for bits and accessories. Using Centrotec accessories, precision-milled sleeve acts like bushing, prevents wobble.	\$43.00	492135
	HighPower Battery Pack BP 18 Li 4.0 HPC-ASI Li-HighPower cell technology makes it powerful enough for every application. At just 1.2 lbs (600 g), it is 20% lighter and 50% more compact than a 5.2 Ah battery pack. Bluetooth® lithium-ion (Li-ion) battery pack with AIRSTREAM, enables the compatible CLEANTEC mobile dust extractor to be started automatically when the cordless tool is activated.	\$125.00	205036
	Battery Pack BP 18 Li 5.2 ASI Powerful 5.2 Ah battery for endurance and power. The all-rounder for all applications. Integrated LED display on the battery pack provides charge status at all times. Bluetooth® lithium-ion (Li-ion) battery pack with AIRSTREAM, enables the compatible CLEANTEC mobile dust extractor to be started automatically when the cordless tool is activated.	\$135.00	202480
	Rapid Charger TCL 6 For Li-ion battery packs (except for CXS/TXS).LED display shows the remaining battery life and charge status. Secure cord holder. Wall mounting through elongated holes on the rear.	\$79.00	201138
	TCL 6 DUO Rapid Charger For all Li-ion battery packs (except for CXS/TXS); for charging two Li-ion battery packs at the same time	\$129.00	577018
	Rapid Charger SCA 8 AIRSTREAM batteries with the SCA 8 charger re-charge 60% faster than previous charging technology. AIRSTREAM batteries are designed to cool down 3X faster than non-equipped versions, so the charging process can begin sooner.	\$105.00	200313






CENTROTEC ACCESSORIES

	Hand Driver Expand the versatility of the entire Centrotec range of drill bits and drivers with this solution for all hand-driving tasks.	\$27.00	200140
	Centrotec Adapter Convert any non-Festool drill for use with the Centrotec System using this adapter which fits into a standard Keyless Chuck. Provides a simple way to make any drill compatible with the Centrotec system.	\$26.00	496450
	1/4" Socket Adapter Centrotec Adapt any Centrotec-equipped drill for use with 1/4" sockets. Ball lock for positive connection and socket retention.	\$26.00	495131
	3/8" Socket Adapter Centrotec Adapt any Centrotec-equipped drill for use with 3/8" sockets. Ball lock for positive connection and socket retention.	\$28.00	495133







CXS - Drills

INTERCHANGEABLE CHUCKS













	Keyless Chuck Keyless Chuck with FastFix interface. 1/32" (1 mm)–3/8" (10 mm).	\$80.00	499949
	Angle Attachment Right-Angle Chuck for close quarters. 1/4" Hex drive with magnet accepts 1/4" driver tips. Also accepts Centrotec and FastFix Keyless Chuck.	\$119.00	497951
	Centrotec Chuck Quick-release chuck provides two points of contact for bits and accessories. Using Centrotec accessories, precision-milled sleeve acts like bushing, prevents wobble.	\$43.00	492135
	Battery pack BP-XS 2.6 Ah Li-Ion 10.8 V (12 V max) 2.6 Ah Lithium Ion Battery. Lithium-ion spare battery for cordless drills CXS and TXS	\$73.00	500243
	Battery Charger MXC For CXS and TXS cordless drill. Charges 10.8v Lithium Ion batteries. Quick charge time of approximately 20 minutes. Full charge time of approximately 30 minutes.	\$69.00	497497

CENTROTEC ACCESSORIES















	Hand Driver Expand the versatility of the entire Centrotec range of drill bits and drivers with this solution for all hand-driving tasks.	\$27.00	200140
	Centrotec Adapter Convert any non-Festool drill for use with the Centrotec System using this adapter which fits into a standard Keyless Chuck. Provides a simple way to make any drill compatible with the Centrotec system.	\$26.00	496450
	1/4" Socket Adapter Centrotec Adapt any Centrotec-equipped drill for use with 1/4" sockets. Ball lock for positive connection and socket retention.	\$26.00	495131
	3/8" Socket Adapter Centrotec Adapt any Centrotec-equipped drill for use with 3/8" sockets. Ball lock for positive connection and socket retention.	\$28.00	495133

CENTROTEC Accessories

The Centrotec Chuck system allows switching between bit holders and drill bits to be fast and easy.





CENTROTEC ACCESSORIES			
	Countersink Precision-ground. Also compatible with FastFix Keyless Chuck.		
	Countersink, D2-8 mm	\$51.00	492520
	Countersink, D5-15 mm	\$51.00	492521
	Drill bit Precision-ground. Also compatible with FastFix Keyless Chuck.		
	5 mm Bit	\$72.00	492522
	Replacement Bit	\$27.00	491794
	Drill countersink Precision-ground. Also compatible with FastFix Keyless Chuck.		
	3.5 mm Bit	\$84.00	492523
	Replacement Bit (5 pieces)	\$27.00	494445
	4.5 mm Bit	\$84.00	492524
	Replacement Bit (5 pieces)	\$27.00	494446
	Self-centering bit Center Bit 5 mm	\$97.00	492525
	Replacement Bit (1 piece)	\$24.00	493572
	Hook Driver Drive screw hooks with your cordless drill. Also compatible with FastFix Keyless Chuck.	\$21.00	492526
	Magnetic Bit Holder - 2-3/8" Magnetic bit holder, 2-3/8" length. Allows standard bits to be used with Centrotec Chuck. Heavy-wall construction for use with T1 15 Impact Driver. Also compatible with all other Festool Cordless Drills and FastFix Keyless Chuck.	\$28.00	498974
	Magnetic Bit Holder - 6" Magnetic bit holder, 6" length. Allows standard bits to be used with Centrotec Chuck. Also compatible with FastFix Keyless Chuck. For TID 18.	\$27.00	492540
	Magnetic Locking Bit Holder Magnetic CENTROTEC quick-change bit holder for supporting 25 mm standard bits.	\$32.00	205097

Centrotec bits are specially designed for the Centrotec Chuck. They have a longer shaft and when used with the Centrotec Chuck, which acts like a bushing, offer true-running precision. All Centrotec bits can also be used with standard bit holders and chucks.



Driver Bits			
	PH bit Long-shaft Centrotec Phillips bits. Precision-milled shaft for near zero run-out. Also compatible with FastFix Keyless Chuck.		
	Phillips 1-100 mm1 (2 pieces)	\$26.00	500844
	Phillips 2-100 mm1 (2 pieces)	\$26.00	500845
	Phillips 3-100 mm1 (2 pieces)	\$26.00	500846
	Phillips 1-50 mm (2") (2 pieces)	\$18.00	205073
	Phillips 2-50 mm (2") (2 pieces)	\$18.00	205074
	Phillips 3-50 mm (2") (2 pieces)	\$18.00	205075
	PZ bit Long-shaft Centrotec Pozidrive bits for Pozidrive fasteners used on European hardware. Precision-milled shaft for near zero run-out. Also compatible with FastFix Keyless Chuck.		
	Pozidrive 1-100 mm1 (2 pieces)	\$26.00	500841
	Pozidrive 2-100 mm1 (2 pieces)	\$26.00	500842
	Pozidrive 3-100 mm1 (2 pieces)	\$26.00	500843
	Pozidrive 1-50 mm (2") (2 pieces)	\$18.00	205069
	Pozidrive 2-50 mm (2") (2 pieces)	\$18.00	205070
	Pozidrive 3-50 mm (2") (2 pieces)	\$18.00	205072
	Pozidrive 1-25 mm (1") (10 pieces)	\$11.00	490481
	Pozidrive 3-25 mm (1") (10 pieces)	\$10.00	490483
	SQ bit		
	Square 1-100 mm (4") (2 pieces)	\$26.00	205091
	Square 2-100 mm (4") (2 pieces)	\$26.00	205092
	Square 3-100 mm (4") (2 pieces)	\$26.00	205093
	Square 1-50 mm (2") (2 pieces)	\$18.00	205084
	Square 2-50 mm (2") (2 pieces)	\$18.00	205085
	Square 3-50 mm (2") (2 pieces)	\$18.00	205086
	Square 2-25 mm (1") (10 pieces)	\$10.00	205095

Driver Bits

TX bit Long-shaft Centrotec Torx bits. Precision-milled shaft for near zero run-out. Also compatible with FastFix Keyless Chuck.

	Torx 15-100 mm1 (2 pieces)	\$26.00	500847
	Torx 20-100 mm1 (2 pieces)	\$26.00	500848
	Torx 25-100 mm1 (2 pieces)	\$26.00	500849
	Torx 30-100 mm1 (2 pieces)	\$26.00	500850
	Torx 10-50 mm (2") (2 pieces)	\$18.00	205076
	Torx 15-50 mm (2") (2 pieces)	\$18.00	205079
	Torx 20-50 mm (2") (2 pieces)	\$17.00	490500
	Torx 25-50 mm (2") (2 pieces)	\$17.00	490501
	Torx 30-50 mm (2") (2 pieces)	\$17.00	490502
	Torx 40-50 mm (2") (2 pieces)	\$17.00	490503
	Torx 10-25 mm (1") (2 pieces)	\$10.00	490504
	Torx 15-25 mm (1") (2 pieces)	\$10.00	490505
	Torx 20-25 mm (1") (2 pieces)	\$10.00	490506

SQ bit

	Slot 5.5-100 mm (7/32"-3-15/16") (2 pieces)	\$24.00	500851
	Slot 6.5-100 mm (1/4"-3-15/16") (2 pieces)	\$24.00	500852

Bit Sets

	Bit assortment DB CE 50/12-Set 2 For all Festool cordless drills with CENTROTEC interface. Includes twelve bits: PH 1, PH 2, PH 3, PZ 1, PZ 2, TX 15, TX 20, TX 25, TX 30, TX 40, SQ 1 and SQ 2.	\$97.00	205090
	Bit assortment CENTRO Bit-Set 2 For all Festool cordless drills with CENTROTEC interface. Includes six bits: PH 2, PH 3, TX 20, TX 25, TX 30 and SQ 2.	\$48.00	205088
	Bit cassette BKS SYS3 D3-8K CE/WF for Festool cordless drill/driver with CENTROTEC interface (for use of the WH-CE CENTROTEC chuck); for Systainer ³ with compartment in the lid or can be used as a separate box	\$85.00	577779
	Bit cassette BKS SYS3 50mm CE F for Festool cordless drill/driver with CENTROTEC interface (for use of the WH-CE CENTROTEC chuck); for Systainer ³ with compartment in the lid or can be used as a separate box	\$60.00	577780
	Bit cassette BKS SYS3 25mm F For all cordless drills; for Systainer ³ models with lid compartments or can be used as a separate box	\$45.00	577781
	Bit cassette BKS SYS3 100mm CE F for Festool cordless drills with CENTROTEC interface (for use in the WH-CE CENTROTEC tool chuck); for Systainer ³ models with lid compartments or can be used as a separate box	\$55.00	577782

Centrotec bits are specially designed for the Centrotec Chuck. They have a longer shaft and when used with the Centrotec Chuck, which acts like a bushing, offer true-running precision. All Centrotec bits can also be used with standard bit holders and chucks.

Drill Bits


Centrotec HSS Drill bit HSS brad-point wood bits. Compatible with Centrotec Chuck and FastFix Keyless Chucks. Precision-ground to metric dimensions. Imperial measurements for reference only.

	3.0 mm (1/8")	\$16.00	492512
	4.0 mm (5/32")	\$17.00	492513
	5.0 mm (3/16")	\$19.00	492514
	6.0 mm (15/64")	\$21.00	492515
	7.0 mm (9/32")	\$22.00	492516
	8.0 mm (5/16")	\$23.00	492517
	10.0 mm (13/32")	\$24.00	492518

Centrotec HSS Spiral Drill bits Consists of 1 bit with shank, 2 replacement bits and wrench. Precision-ground to metric dimensions. Imperial measurements for reference only.

	3.0 mm (1/8")	\$13.00	493421
	3.5 mm (9/64")	\$14.00	493422
	4.0 mm (5/32")	\$15.00	493423
	4.5 mm (11/64")	\$16.00	493424
	5.0 mm (3/16")	\$17.00	493425
	5.5 mm (7/32")	\$19.00	493426
	6.0 mm (15/64")	\$19.00	493427
	6.5 mm (1/4")	\$22.00	493428

Centrotec HSS Spiral Drill bits (replacement packs) Precision-ground to metric dimensions. Imperial measurements for reference only.

	3.0 mm (1/8") - 10 pieces	\$17.00	493437
	3.5 mm (9/64") - 10 pieces	\$19.00	493438
	4.0 mm (5/32") - 10 pieces	\$21.00	493439
	4.5 mm (11/64") - 10 pieces	\$22.00	493440
	5.0 mm (3/16") - 10 pieces	\$23.00	493441
	5.5 mm (7/32") - 10 pieces	\$24.00	493442
	6.0 mm (15/64") - 10 pieces	\$26.00	493443
	6.5 mm (1/4") - 10 pieces	\$27.00	493444

LIGHTING

See what you've been missing!

Maximize productivity with Festool's efficient and powerful LED lighting solutions, providing light where and when you need it, saving time and money.





Clearly see the surface you are working on.

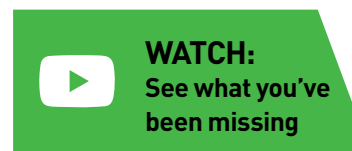


Adjustability

Available Tripod and adapter allow the height and angle of the light to be quickly and easily adjusted according to your individual needs.

Portability

Compact, light, equipped with top handle for easy transport, the SYSLITE DUO can be used on the floor, nearly any horizontal surface, hung off a nail or screw or mounted to the optional adjustable tripod.



STL 450 Inspection Light

Basic	Set
201938 \$349.00	202912 \$569.00

- 1200 Lumens at 5000 K for high quality lighting.
- Perfect visibility of surface defects and flaws.
- Handheld or hands-free usage option.
- IP 55 rating against water and dust intrusion.



SYSLITE® DUO

Plus	Set
576411 \$349.00	574657 \$509.00

- 8000 Lumens at 5000 K
- Jobsite tough with durable, shock-resistant quality.
- IP 55 rating against water and dust intrusion.
- Highly portable, compact size, built-in cord wrap and a top handle for easy maneuverability.



STL 450 Basic

201938

Standard package includes

STL 450

Bag



STL 450 Set

202912

Standard package includes

STL 450

AD-ST DUO 200 Adapter

Tripod ST DUO 200

Bag

Specifications

Lumen value	1,200 lm
Color	5,000 kelvin
Housing protection class	IP 55
Cable length	16.4 ft (5m)
Weight	3.31 lb (1.5kg)



SYSLITE® DUO Plus

576411

Standard package includes

SYSLITE DUO

SYSTAINER SYS3 M 237



SYSLITE® DUO Set

574657

Standard package includes

SYSLITE DUO

Tripod ST DUO 200

SYSTAINER SYS 3 TL

Specifications

Lumen value	8,000 lm
Color	5,000 kelvin
Light source	80 x 1.4 watt
LED service life (L70)	10,000 h
Colour rendering index, Ra	80
Housing protection class	IP 55
Cable length	16.7 ft (5.1 m)
Weight	7.5 lbs (3.4 kg)



The most portable and durable lighting solution.



SYSLITE® KAL II LED Work Lamp

Basic 500723 \$209.00
Set 500732 \$265.00

- Designed to go where your work takes you whether under a cabinet or into an attic.
- 170 degree Dispersion: Cast a broad and even light for the most natural lighting effect to examine a surface for imperfections, or illuminate a tight worksapce without a harsh, blinding glare.
- Delivers an even, balanced light source, casting a brilliant and consistent white light (5000 K).

Magnetic SYSLITE® Adapter

499814 \$89.00

For flexible positioning of the work lamp SYSLITE KAL II.



STL 450 / SYSLITE DUO

Tripod ST DUO 200
\$229.00 200038

Project light to the level you need with up to over 6.5' (2.0 m) of stand height with the robust and durable SYSLITE DUO Tripod. Features a tool-free, easy-on mounting fixture and adjustable cord management loop.



AD-ST DUO 200 adapter
\$109.00 201936

Mounts to ST DUO Tripod stand for adjustable, hands-free operation of STL 450 Inspection Light.

SYSLITE® II Basic

500723

Standard package includes

- 110 V Adapter
- Car Charger Adapter
- Integrated Lithium-ion Battery 7.2 V
- Transport Bag

SYSLITE® II Set

500732

Standard package includes

- 110 V Adapter
- Car Charger Adapter
- Integrated Lithium-ion Battery 7.2 V
- SYSLITE KAL-2 Worklamp Set Adapter
- Transport Bag

Specifications

Light source	12 x 1.5 watt
Lumen value 1st/2nd stage	310/769 lm
Operating time (internal battery) 1st/2nd stage	90/240 min
Li-ion battery capacity	2.9 Ah
Operation with external Festool battery packs	10.8 - 18 V
Permissible operating temperature range	23 - 131 °F (-5/+ 55 °C)
Hook opening	1-1/2" (40 mm)
Thread size stand	1/4 "
Dimensions (L x W x H)	3" (80 mm) x 4" (100 mm) x 6" (150 mm)
Weight (without battery pack)	1.540 lbs (0.7 kg)

Metric dimensions binding.

System Integrated Devices

Bluetooth® capability for mobile control and sound while you work.

Whether in the workshop or on the construction site, you can always be connected.





SAFE

SOUND

NEW

GHS 25 EAR BUDS

Hear your music, your phone, and your crew clearly while keeping your ears protected with these OSHA-compliant, Bluetooth earbuds.

SYSROCK Jobsite Radio is light, compact and powerful.



SYSROCK

200184 \$129.00

- Durable sturdy plastic housing, 2.5" neodymium speaker and flexible antenna.
- FM reception coupled with Bluetooth (4.1) capability.
- Pairs with smartphones for hands free usage.
- Built-in microphone lets you take calls from your phone hands free.

Standard package includes

AC Adapter

Carry Bag

Aux-In Cable

Specifications

Radio reception	FM
FM frequency band (VHF)	87.5 - 108 MHz
Speaker	10 watt
Operation with Festool slide-in battery packs	18 V
Number of stored stations	4
Bluetooth standard	4.1
AUX-IN	3/16" (3.5 mm)
Length	3-3/4" (94 mm)
Height	6" (149 mm)
Width	4" (102 mm)
Weight	1.543 lbs (0.7 kg)



WATCH:
SYSROCK Overview

Tool underneath and music on top.

Tools and accessories can be stored inside the TOPROCK and are easy to transport.



FESTOOL **LIVE!** **NEW CONTENT RELEASING SOON.** Subscribe to Festool.tv now!



Reduced to the bare essentials

The illuminated buttons are discreetly integrated in the Systainer lid and are intuitive to operate. A power bank function for external devices, such as smartphones, are easy to charge via the integrated USB interface.



The Sound of Systainer

Bluetooth® 5 with TWS (true wireless stereo) enables users to produce a stereo sound which fills the room by connecting two TOPROCK speakers.



TOPROCK®

205506 \$239.00

- The rich sound of TOPROCK is always with you. Tools and accessories are stored perfectly inside the Systainer³ – for a professional look.
- TOPROCK provides an amazingly clear, full bodied sound. Four active speakers and two bass reflex systems produce 20 watts of convincing stereo quality sound output – and even function as a stereo system if two TOPROCK units are connected.
- The TOPROCK Bluetooth® speaker is fully compatible with all Systainer generations, mobile dust extractors and many other system accessories.



Standard package includes

AC Adapter

Specifications

Speaker	20 watt
Number of speakers	4
Bluetooth Standard	v5.0
Max. Bluetooth® range	164 ft (50 m)
USB output	5 V / 1 A
Integrated battery	11 V
Mains adapter [DC-IN]	Ø 4.8 mm 19 V/1.2 A
Dimensions [L x W x H]	15-7/16" x 11-5/8" x 5-5/16" (396 x 296 x 137 mm)
Weight	6.17 lb (2.8 kg)



GHS 25 I ear protection is small, light, and convenient.



NEW

GHS 25 I ear protection

577793 \$180.00

- OSHA-compliant, Bluetooth® earbuds
- Conversation mode enables conversations without taking out the earbuds
- Noise-isolating microphone for clear phone calls, even in noisy environments
- Up to 13 hours of battery life, plus another 25 hours with the charging case
- IP67 protection against dust, water and sweat
- Noise reduction by 25 dB (NRR) / 32 dB (SNR)



Standard package includes

- Charging case
- USB charging cable
- 7 pairs of earplugs (various sizes)

Specifications

Charging port	USB-C
Bluetooth® standard	V5.2
Max. Bluetooth® range	32.8 ft (10 m)
Max. volume	85 dB
Battery life	13 h
Battery life incl. recharging in the charging case	38 h
IP protection class	IP67
Noise Reduction Rating	25 dB (NRR) / 32 dB (SNR)

GHS 25 I Accessories

NEW		Earplugs EB-W-S1/12 for GHS 25 I ear protection; replacement earplugs; includes 12 pcs. Diameter: Small; color code: white; length: short; material: Foam	\$15.00	577794
NEW		Earplugs EB-Y-S2/12 for GHS 25 I ear protection; replacement earplugs; includes 12 pcs. Diameter: Mid; color code: yellow; length: short; material: Foam	\$15.00	577795
NEW		Earplugs EB-R-S3/12 for GHS 25 I ear protection; replacement earplugs. Diameter: Mid; color code: red; length: short; material: Foam	\$15.00	577796
NEW		Earplugs EB-G-L1/12 for GHS 25 I ear protection; replacement earplugs; includes 12 pcs. Diameter: Small color code: green; length: long; material: Foam	\$15.00	577797
NEW		Earplugs EB-B-L2/12 for GHS 25 I ear protection; replacement earplugs; includes 12 pcs. Diameter: Mid; color code: black; length: long; material: Foam	\$15.00	577798
NEW		Earplugs EB-M-L3/12 for GHS 25 I ear protection; replacement earplugs; includes 12 pcs. Diameter: Large; color code: blue; length: long; material: Foam	\$15.00	577799
NEW		Earplugs EB-SLC/12 for GHS 25 I ear protection; replacement earplugs; includes 12 pcs. Material: Silicone; conically shaped, for high comfort and optimal sound; ideal for listening to music; not for use as noise protection	\$15.00	577800

Bluetooth Integration:

The combination of Bluetooth® module on the CT Dust Extractor and remote control on the extractor hose saves you a trip to the extractor. Simply start the dust extraction from the hose using the remote control. Communicate with the Festool Bluetooth® battery packs in addition to ensure that even a cordless tool starts the CT Dust Extractor automatically when switched on.



Bluetooth Accessories

	Bluetooth Control & Module Retrofit set for CT 26, 36, 48; The CT Dust Extractor is started automatically when the cordless tool is switched on and remote operation via remote control.	\$88.00	202097
	Bluetooth Remote Control For all dust extractors with Bluetooth® (in combination with Bluetooth® reception module)	\$49.00	202098
	The Bluetooth® module (202097) communicates with Festool Bluetooth® battery packs. The CT Dust Extractor is started automatically when the cordless tool is switched on.	\$135.00	202480
	HighPower Battery Pack BP 18 Li 4.0 HPC-ASI	\$125.00	205036

Retrofit your larger dust extractor with the control & module (202097).



CT 26 / 36 / 36 AC / 48 / 48 AC

Dust extractors with built in Bluetooth get the remote control (202098).



CT MIDI / CTC MIDI

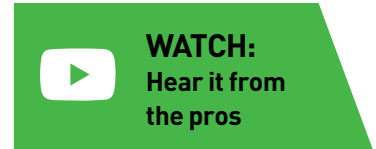


SANDING

From aggressive to fine finish.

Achieve near-flawless finishes in less time with less mess while achieving longer abrasive life. Festool sanders are performance-tuned for excellent results, less vibration, and with optimum dust management design for cleaner surfaces and cleaner work environments in the shop or on the jobsite.

From aggressive removal to fine finish to polishing.



“It’s quicker, it’s cleaner, it’s better, when you’re using the Festool integrated system.”
- Kaleidoscope Painting Services



RO 90 FEQ

3.5" pad dia
576263 \$525.00

- For both open spaces and inside corners.
- Tool-free pad changing in seconds.
- The only ROTEX that also functions as a detail sander.



RO 125 FEQ

5" pad dia
576032 \$579.00

- Exceptional ergonomics - compact, lightweight, and powerful.
- For a range of sanding tasks over the course of a day.
- A small sander that is perfect for big jobs.



RO 150 FEQ

6" pad dia
576028 \$669.00

- The most powerful ROTEX sander to take on any job.
- Eccentric motion for high-quality, scratch-free surfaces.
- Extremely high material removal rate during coarse sanding.

RO 90 FEQ
576263

Standard package includes

FastFix round soft sander backing pad	Delta sanding pad	Edge Protector	Plug-It Power Cord	SYSTAINER	SYS3 M 187
---------------------------------------	-------------------	----------------	--------------------	-----------	------------

Specifications

Power consumption	400 watt
ROTEX rotary motion speed	260 - 520 RPM
Eccentric motion speed	3,500 - 7,000 RPM
Sanding stroke	1/8" (3 mm)
FastFix sanding pad dia.	3.5" (90 mm)
Dust extraction connection dia.	1-1/16" (27 mm)
Weight	3.31 lbs (1.5 kg)

RO 125 FEQ
576032

Standard package includes

FastFix soft sander backing pad	Edge Protector	Plug-It Power Cord	SYSTAINER	SYS3 M 187
---------------------------------	----------------	--------------------	-----------	------------

Specifications

Power consumption	500 watt
ROTEX rotary motion speed	300 - 600 RPM
Eccentric motion speed	3,000 - 6,000 RPM
Sanding stroke	9/64" (3.6 mm)
FastFix sanding pad dia.	5" (125 mm)
Dust extraction connection dia.	1-1/16" (27 mm)
Weight	4.19 lbs (1.9 kg)

RO 150 FEQ
576028

Standard package includes

FastFix soft sander backing pad	Edge Protector	Plug-It Power Cord	SYSTAINER	SYS3 M 237
---------------------------------	----------------	--------------------	-----------	------------

Specifications

Power consumption	720 watt
ROTEX rotary motion speed	320 - 660 RPM
Eccentric motion speed	3,300 - 6,800 RPM
Sanding stroke	3/16" (5 mm)
FastFix sanding pad dia.	6" (150 mm)
Dust extraction connection dia.	1-1/16" (27 mm)
Weight	5.07 lbs (2.3 kg)

TOP 3 Accessories



Abrasives

Festool abrasives are built with performance in mind. For more information: Page 230



Sander Backing Pads - Hard

Maintain a crisp and flat surface. For more information: Pages 206-207



Abrasive Systainers

An assortment of abrasives for your ROTEX sander. For more information: Page 57



ROTEX Accessories

ROTEX Sanders are the most versatile sanders you'll find. With a toolless pad change, switch quickly and easily between soft, super-soft and hard pads to match your application. An efficient polishing machine as well, each ROTEX is supported with a full complement of polishing accessories, all of which can be found online at festoolusa.com.



RO 90 FEQ - 3.5" (90 mm)

	FastFix Sander Backing Pad - Soft High-temp resistant for heavy-duty applications.	\$40.00	496804
	FastFix Sander Backing Pad - Hard Maintain a crisp and flat surface especially on edges.	\$40.00	495623
	Interface Pad - Soft (15mm) For profiles and contours.	\$26.00	497481
	Sanding Pad - Triangular Triangular pad for detail sanding.	\$40.00	496802
	Extended Delta Sanding Pad For sanding in narrow places such as shutters and louvers.	\$40.00	496803
	Sanding Pad - Wear Element Replaceable wear element of Extended Delta Sanding pad.	\$26.00	497483
	Sander Backing Pads 2x - Hard Hard - Snap stud.	\$28.00	488716
	Sander Backing Pads 2x - Soft Soft - Snap stud.	\$28.00	488715
	Edge Protector Prevents pad contact with adjacent surface.	\$22.00	496801
	Polishing Backing Pad - RO 90 For RO 90, for attaching polishing accessories. Diameter 2-15/16" (75 mm).	\$39.00	495625



Assortment Abrasive Systainer³ 90

SYS-STF D90/93V GR
\$199.00 577127

Includes:

V93	P60	10 qty	D90	P120	20 qty
V93	P80	10 qty	D90	P180	10 qty
V93	P120	10 qty	Interface Pad		1 qty
V93	P180	10 qty	D90		
D90	P60	10 qty			
D90	P80	20 qty			



RO 125 FEQ - 5" (125 mm)

	FastFix Sander Backing Pad - Soft High-temp resistant for heavy-duty applications.	\$44.00	492125
	FastFix Sander Backing Pad - Super Soft For medium/fine sanding and finishing sanding.	\$44.00	492126
	FastFix Sander Backing Pad - Hard Maintain a crisp and flat surface especially on edges.	\$44.00	492127
	Interface Pad - Soft (15mm) For profiles and contours.	\$28.00	492271
	Edge Protector Prevents pad contact with adjacent surface.	\$23.00	493912
	Polishing Backing Pad - RO 125 For RO 125, for attaching polishing accessories. Diameter 4-1/2" (115 mm).	\$44.00	492128



RO 150 FEQ - 6" (150 mm)

	FastFix Sander Backing Pad - Soft High-temp resistant for heavy-duty applications.	\$55.00	202461
	FastFix Sander Backing Pad - Super Soft For medium/fine sanding and finishing sanding.	\$55.00	202462
	FastFix Sander Backing Pad - Hard Maintain a crisp and flat surface especially on edges.	\$55.00	202463
	Interface Pad - Soft (15mm) For profiles and contours.	\$31.00	203351
	Interface Pads 2x - Super Soft (5mm) Extremely soft foam pads, for delicate profiles and contours.	\$29.00	203348
	Edge Protector Prevents pad contact with adjacent surface.	\$26.00	493913
	Handle Mounts on front of sander for applications like polishing.	\$26.00	495188
	Polishing Backing Pad - RO 150 For RO 150, for attaching polishing accessories. Diameter 5-5/16" (135 mm).	\$55.00	496151

Plug it - Power Cords

Easily replace damaged cords with the rubber insulated cable 110V plug it cord that comes in various lengths.



plug it-Power Cord SJO 18 AWG-4 18 gauge cord - 13' (4 m) long	\$53.00	203923
plug it-Power Cord SJO 16 AWG-4 16 gauge cord - 13' (4 m) long	\$55.00	203925
plug it-Power Cord H05 RN-F-10 16Awg - 32.81' (10 m) long	\$69.00	203941



For vertical, overhead surfaces and general purpose.



These compact sanders are designed for increased flexibility, allowing for less fatigue.



Protection From Surface Marring

The pad brake protects the surface by quickly stopping the pad movement when starting and stopping.



ETS EC 125/3 EQ 5" pad dia
576340 \$475.00



ETS EC 150/3 EQ **ETS EC 150/5 EQ** 6" pad dia
576326 \$575.00 576339 \$575.00

- Available in a fine 1/8" (3 mm) stroke.
- Ergonomic grip and electronic vibration control system.

- Available in a fine 1/8" (3 mm) stroke or a broader 3/16" (5 mm) stroke.
- The compact design and ergonomic grip allow for less fatigue and time savings.

TOP 3 Accessories



Sanding Backing Pad - Hard
Ideal for sanding flat surface.
For more information: Page 214



Interface Backing Pads
For extremely soft, delicate profiles and contours.
For more information: Page 214



Empty Abrasive Systainers
Cleanly store an assortment of abrasives and easily transport while working.
For more information: Page 57



ETS EC 125/3 EQ
576340



ETS EC 150/3 EQ
576326



ETS EC 150/5 EQ
576339

Standard package includes		Standard package includes		Standard package includes	
StickFix soft sander backing pad		Multi-Jetstream 2 super soft sanding pad		Multi-Jetstream 2 soft sanding pad	
Plug-It Power Cord		Plug-It Power Cord		Plug-It Power Cord	
SYSTAINER	SYS3 M 187	SYSTAINER	SYS3 M 187	SYSTAINER	SYS3 M 187
Specifications		Specifications		Specifications	
Power consumption	400 watt	Power consumption	400 watt	Power consumption	400 watt
Eccentric motion speed	6,000 - 10,000 RPM	Eccentric motion speed	6,000 - 10,000 RPM	Eccentric motion speed	6,000 - 10,000 RPM
Sanding stroke	1/8" (3 mm)	Sanding stroke	1/8" (3 mm)	Sanding stroke	3/16" (5 mm)
Interchangeable sanding pad dia.	5" (125 mm)	Interchangeable sanding pad dia.	6" (150 mm)	Interchangeable sanding pad dia.	6" (150 mm)
Dust extraction connection dia.	1-1/16" (27 mm)	Dust extraction connection dia.	1-1/16" (27 mm)	Dust extraction connection dia.	1-1/16" (27 mm)
Weight	2.65 lbs (1.2 kg)	Weight	2.65 lbs (1.2 kg)	Weight	2.65 lbs (1.2 kg)

Metric dimensions binding.

For pre-sanding,
and achieving a
super-fine finish.



Tight sanding stroke
With a 5/64" (2 mm) sanding stroke, the ETS 125 produces exceptional fine and super-fine sanding results.



Different strokes
The ETS 150 sanders are distinguished by their stroke size; one for intermediate, and the other for super-fine sanding.



ETS 125 REQ 5" pad dia
576070 \$249.00

- Perform near-flawless finishes.
- Available in a 5/64" (2 mm) stroke.
- Rubberized grip and over-sized power switch to reduce fatigue.



ETS 150/3 EQ **ETS 150/5 EQ** 6" pad dia
576079 \$439.00 576088 \$439.00

- ETS 150/3 for a fine 1/8" (3 mm) stroke for fine and extra-fine surface finish.
- ETS 150/5 for a broader 3/16" (5 mm) stroke for light to intermediate sanding.
- Formed to fit comfortably in any size hand.

Edge Sanding Guide
Giving you the speed and reliable finish quality you expect.

Easily and quickly attaches to the 5" Random Orbit Sander ETS 125 REQ and the Cordless Sander ETSC 125. For more information see page 213.



ETS 125 REQ
576070



ETS 150/3 EQ
576079



ETS 150/5 EQ
576088

Standard package includes		Standard package includes		Standard package includes	
StickFix soft sander backing pad		Multi-Jetstream 2 super soft sanding pad		Multi-Jetstream 2 soft sanding pad	
Edge Protector		Filter Cartridge		Filter Cartridge	
Long-life dust bag		Turbo dust bag		Turbo dust bag	
Plug-It Power Cord		Plug-It Power Cord		Plug-It Power Cord	
SYSTAINER	SYS3 M 187	SYSTAINER	SYS3 M 187	SYSTAINER	SYS3 M 187
Specifications		Specifications		Specifications	
Power consumption	250 watt	Power consumption	310 watt	Power consumption	310 watt
Eccentric motion speed	6,000 - 12,000 RPM	Eccentric motion speed	4,000 - 10,000 RPM	Eccentric motion speed	4,000 - 10,000 RPM
Sanding stroke	0.079 (2 mm)	Sanding stroke	1/8" (3 mm)	Sanding stroke	3/16" (5 mm)
Interchangeable sanding pad dia.	5" (125 mm)	Interchangeable sanding pad dia.	6" (150 mm)	Interchangeable sanding pad dia.	6" (150 mm)
Dust extraction connection dia.	1-1/16" (27 mm)	Dust extraction connection dia.	1-1/16" (27 mm)	Dust extraction connection dia.	1-1/16" (27 mm)
Weight	2.65 lbs (1.2 kg)	Weight	3.97 lbs (1.8 kg)	Weight	3.97 lbs (1.8 kg)



Limitless mobility when sanding any surface.

“When you’re sanding all day long you want to be holding a tool that you can trust.”

- Knox Revival Paint Co.

WATCH: Cordless Sanders



ETSC 125 Basic

576822



ETSC 125 Plus

577696



ETSC 125 Set

575716

Standard package includes		Standard package includes		Standard package includes	
StickFix soft sander backing pad		StickFix soft sander backing pad		StickFix soft sander backing pad	
Edge Protector		Edge Protector		Edge Protector	
Long-life dust bag		Long-life dust bag		Long-life dust bag	
SYSTAINER	SYS3 M 187	2x BP 18 Li 3.1 ERGO-I batter pack		2x BP 18 Li 3.1 ERGO-I batter pack	
		Rapid Charger TCL 6		Rapid Charger TCL 6	
		SYSTAINER	SYS3 M 187	ACA 18V ERGO Power Adapter	
				Plug-It Power Cord	
		SYSTAINER		SYS-COMBI 2	



ETSC 125 Basic 5" pad dia

576822 \$249.00

ETSC 125 Plus

577696 \$539.00

ETSC 125 Set

575716 \$665.00

- Effortlessly transition from corded to cordless without compromising performance.
- Available in a 5/64" (2 mm) stroke.
- Balanced with a unique battery for the power and dust extraction to achieve a fine sanding result.
- Dual power mode allows you the flexibility to sand whenever and wherever.



Versatile hybrid power system

The ETSC 125, DTSC 400 and RTSC 400 provide corded to cordless operation without compromise.

Specifications	
Battery voltage	18 V
Li-ion battery capacity	3.1 Ah
Idle engine speed	6,000 - 10,000 RPM
Sanding stroke	5/64" (2 mm)
Interchangeable sanding pad dia.	5" (125 mm)
Dust extraction connection dia.	1-1/16" (27 mm)
Weight with Li-ion	3.08 lbs (1.4 kg)

Metric dimensions binding.



ETS EC 125/3 - 5" (125 mm)

	Sander Backing Pad - Soft Regular density for most general purpose applications.	\$52.00	492286
	Sander Backing Pad - Super Soft For sanding on contours and profiles.	\$52.00	492288
	Sander Backing Pad - Hard For sanding flat surfaces and narrow edges.	\$52.00	492284
	Interface Pad - Soft (15mm) For delicate profiles and contours.	\$28.00	492271



ETS EC 150/3 / ETS EC 150/5 - 6" (150 mm)

	Sander Backing Pad - Soft For universal use on plain and arced surface.	\$55.00	202458
	Sander Backing Pad - Super Soft For sanding curves and contours.	\$52.00	202459
	Sander Backing Pad - Hard Ideal for sanding flat surface.	\$52.00	202460
	Interface Pad - Soft (15mm) For delicate profiles and contours.	\$31.00	203351
	Interface Pads 2x - Super Soft (5mm) For delicate profiles and contours.	\$29.00	203348



ETS EC 150/3 / ETS EC 150/5 - 6" (150 mm)

	Sander Backing Pad - Soft For universal use on plain and arced surface.	\$55.00	202458
	Sander Backing Pad - Super Soft For sanding curves and contours.	\$52.00	202459
	Sander Backing Pad - Hard Ideal for sanding flat surface.	\$52.00	202460
	Interface Pad - Soft (15mm) For delicate profiles and contours.	\$31.00	203351
	Interface Pads 2x - Super Soft (5mm) For delicate profiles and contours.	\$29.00	203348



Edge Sanding Guide
AH-ES-ETS/ETSC

Improve finish results on edges, quickly and easily, while avoiding tilting or accidentally burning through material.

	For ETS 125 REQ, ETSC 125 Including: Base and Velour Element	\$109.00	205316
	Base	\$28.00	205491
	Base with Velour Element	\$28.00	205492
	Velour Element	\$28.00	205493



ETSC 125 / ETS 125 REQ - 5" (125 mm)

	Sander Backing Pad - Soft Regular density for most general purpose applications.	\$46.00	492280
	Sander Backing Pad - Super Soft For sanding on contours and profiles.	\$44.00	492282
	Interface Pad - Soft (15mm) For delicate profiles and contours.	\$28.00	492271
	Edge Protector Prevents pad contact with adjacent surface.	\$15.00	201690
	Long-life Dust Collection Bag Re-usable, nonwoven polyester bag for extra-long life.	\$35.00	201693

Cordless Accessories

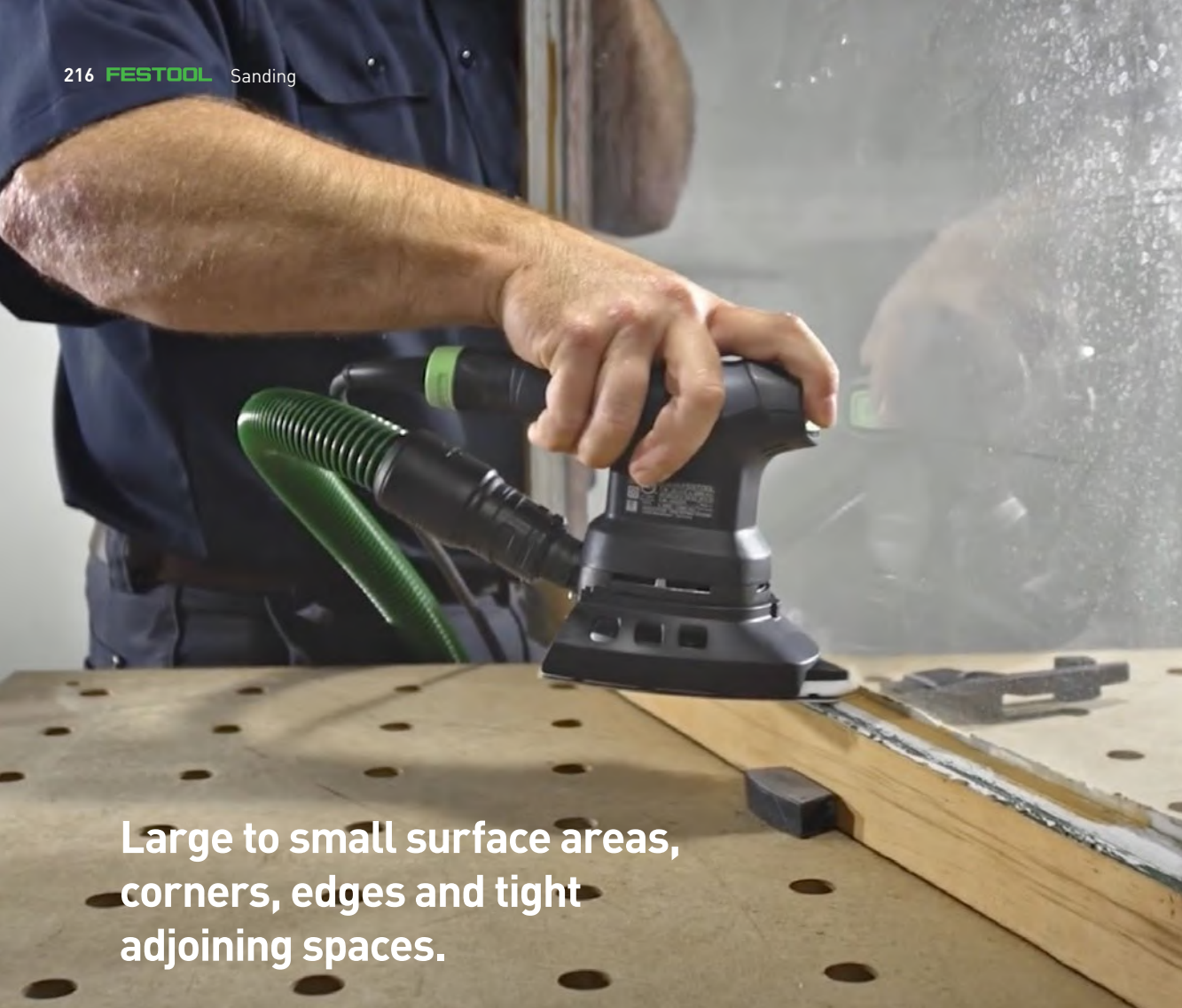
	Mains adapter ACA 100-120/18V Ergo For RTSC 400, DTSC 400, ETSC 125	\$135.00	202502
	Battery Pack BP 18 Li 3.1 Ergo-I For RTSC 400, DTSC 400, ETSC 125	\$115.00	202498
	TCL 6 Rapid Charger Quickly ready for use thanks to the rapid charger for Li-ion battery packs.	\$79.00	201138
	TCL 6 DUO Rapid Charger For all Li-ion battery packs (except for CXS/TXS); for charging two Li-ion battery packs at the same time	\$129.00	577018

NEW

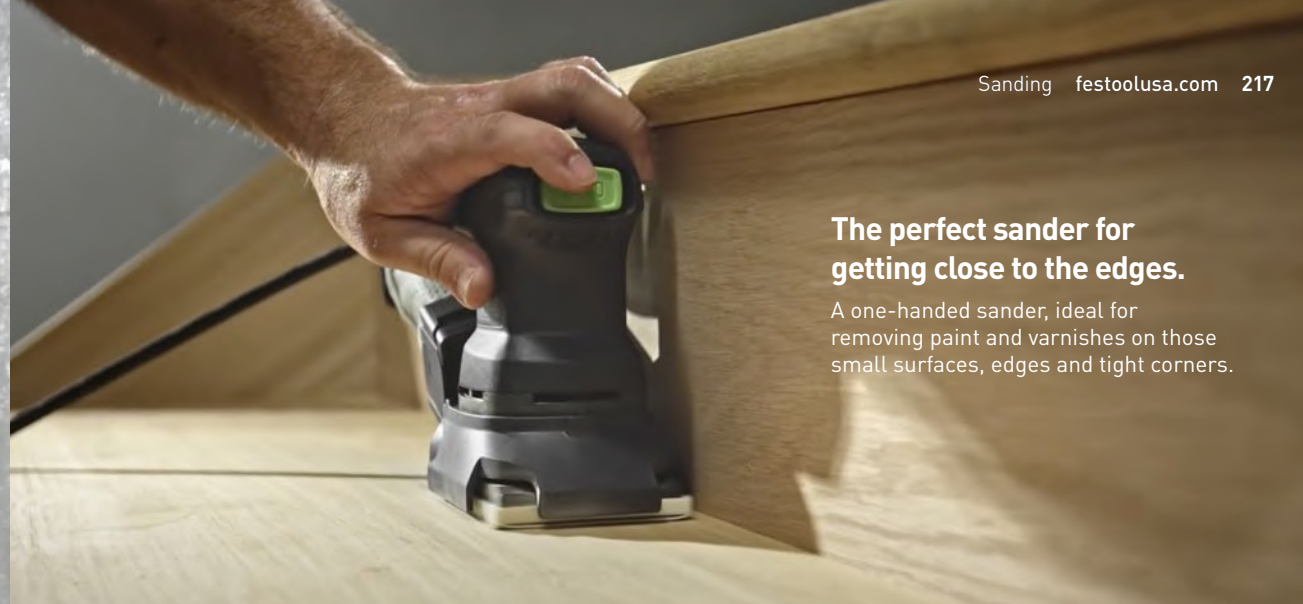
Plug it - Power Cords

Easily replace damaged cords with the rubber insulated cable 110V plug it cord that comes in various lengths.

	plug it-Power Cord SJO 18 AWG-4 18 gauge cord - 13' (4 m) long	\$53.00	203923
	plug it-Power Cord SJO 16 AWG-4 16 gauge cord - 13' (4 m) long	\$55.00	203925
	plug it-Power Cord H05 RN-F-10 16Awg - 32.81' (10 m) long	\$69.00	203941



Large to small surface areas, corners, edges and tight adjoining spaces.



The perfect sander for getting close to the edges.

A one-handed sander, ideal for removing paint and varnishes on those small surfaces, edges and tight corners.



Save time and money by easily getting to those tight spaces.

 **CLICK**
to see more



DTS 400 REQ Plus

577520

Standard package includes

StickFix Soft Sander Backing Pad 100x150

Plug-It Power Cord

Edge Protector

Long-life dust bag

SYSTAINER SYS3 M 187

Specifications

Power consumption 250 watt

Idle engine speed 6,000 - 12,000 RPM

Sanding stroke 1/16" (2 mm)

Interchangeable sanding pad dia. 3-15/16" x 5-29/32" (100 x 150 mm)

Dust extraction connection dia. 1-1/16" (27 mm)

Weight 2.65 lbs (1.2 kg)



RTS 400 REQ

576054

Standard package includes

StickFix Soft Sander Backing Pad 80x133

Plug-It Power Cord

Edge Protector

Long-life dust bag

SYSTAINER SYS3 M 187

Specifications

Power consumption 250 watt

Idle engine speed 6,000 - 12,000 RPM

Sanding stroke 1/16" (2 mm)

Interchangeable sanding pad dia. 3-5/32" x 5-1/4" (80 x 133 mm)

Dust extraction connection dia. 1-1/16" (27 mm)

Weight 2.65 lbs (1.2 kg)



DTS 400 REQ Delta pad

577520 \$299.00

- For tight corners and close to edge of materials.
- Sand off paint and varnishes on window frames.
- With a short 5/64" (2 mm) stroke for super-fine finish.



RTS 400 REQ Rectangular pad

576054 \$299.00

- For flat, vertical and overhead surfaces.
- Compact and low weight.
- Like the DTS 400, vibration-stop balancing reduces fatigue with prolonged use.



Limitless mobility when sanding tight corners and edges.



Orbital sanding motion.

Full pad contact with controlled and fine orbital sanding motion to minimize swirl marks and produce smoother surfaces.



DTSC 400 Basic

577512



DTSC 400 Plus

577513



DTSC 400 Set

577514

Standard package includes		Standard package includes		Standard package includes	
StickFix Soft Sander Backing Pad 100x150		StickFix Soft Sander Backing Pad 100x150		StickFix Soft Sander Backing Pad 100x150	
Edge Protector		Edge Protector		Edge Protector	
Long-life dust bag		Long-life dust bag		Long-life dust bag	
SYSTAINER	SYS3 M 187	2x BP 18 Li 3.1 ERGO-I batter pack		2x BP 18 Li 3.1 ERGO-I batter pack	
		Rapid Charger TCL 6		Rapid Charger TCL 6	
		SYSTAINER	SYS3 M 187	ACA 18V ERGO Power Adapter	
				Plug-It Power Cord	
				SYSTAINER	SYS-COMBI 2



DTSC 400 Basic Delta pad

577512 \$299.00

DTSC 400 Plus

577513 \$569.00

DTSC 400 Set

577514 \$695.00

- Effortlessly transition from corded to cordless without compromising performance.
- The same functionality of its corded counterpart but with hybrid power options - use it corded or cordless.
- Balanced with a unique ergonomic battery for optimum performance and handling.
- Integrated, removable Edge Protector guard protects pad and abutting surfaces from damage.



Versatile hybrid power system

Festool Cordless Sanders ETSC 125, DTSC 400 and RTSC 400 provide corded to cordless operation without compromise.

Specifications	
Battery voltage	18 V
Li-ion battery capacity	3.1 Ah
Idle engine speed	6,000 - 10,000 RPM
Sanding stroke	5/64" (2 mm)
Pad size	100 x 150 mm
Dust extraction connection dia.	1.06 (27 mm)
Weight	3.08 lbs (1.4 kg)

Metric dimensions binding.

Limitless mobility when sanding flat surfaces and edges.



RTSC 400 Basic Rectangular pad
576346 \$299.00

RTSC 400 Plus
577688 \$569.00

RTSC 400 Set
577683 \$695.00

- Effortlessly transition from corded to cordless without compromising performance.
- The same functionality of its corded counterpart but with hybrid power options - use it corded or cordless.
- Balanced with a unique ergonomic battery for optimum performance and handling.
- Integrated, removable Edge Protector guard protects pad and abutting surfaces from damage.

The heart of the Festool System. Dust Extraction provides quicker cleanup and smoother finishes while protecting the air you breathe.

Practical features on the mobile dust extractors help improve workplace organization and improve the cleanup process. Combining this with tried and tested benefits is what makes the Festool dust extraction system even more efficient and comfortable – the best ever.



Perfect for sanding window frames.

A one-handed sander, ideal for removing paint and varnishes on those small surfaces, edges and tight corners.



RTSC 400 Basic
576346



RTSC 400 Plus
577688



RTSC 400 Set
577683

Standard package includes		Standard package includes		Standard package includes	
StickFix Soft Sander Backing Pad 80 x 133		StickFix Soft Sander Backing Pad 80 x 133		StickFix Soft Sander Backing Pad 80 x 133	
Edge Protector		Edge Protector		Edge Protector	
Long-life dust bag		Long-life dust bag		Long-life dust bag	
SYSTAINER	SYS3 M 187	2x BP 18 Li 3.1 ERGO-I batter pack		2x BP 18 Li 3.1 ERGO-I batter pack	
		Rapid Charger TCL 6		Rapid Charger TCL 6	
		SYSTAINER	SYS3 M 187	ACA 18V ERGO Power Adapter	
				Plug-It Power Cord	
				SYSTAINER	SYS-COMBI 2



Edge protector

Removable edge protector provides protection to abutting surfaces as well as the pad for up close sanding applications.



Protector
\$15.00 201691

Specifications	
Battery voltage	18 V
Li-ion battery capacity	3.1 Ah
Idle engine speed	6,000 - 10,000 RPM
Sanding stroke	5/64" (2 mm)
Pad size	80 x 133 mm
Dust extraction connection dia.	1.06 (27 mm)
Weight	3.08 lbs (1.4 kg)

Metric dimensions binding.



DTS 400 REQ - Delta



Protector

Removable wrap-around protection to protect the pad as well as the adjacent surfaces from inadvertent pad contact.

\$15.00 201692



RTS 400 REQ - Rectangular



Sanding Pad - Soft

Replacement standard soft pad.

\$35.00 489252



Protector

Removable wrap-around protection to protect the pad as well as the adjacent surfaces from inadvertent pad contact.

\$15.00 201691



Interface Sander Backing Pad

Narrow, rectangular pad for fast and efficient sanding of narrow stock, edges, and frame components; allows you to sand more delicate surfaces such as profiles and contours

\$28.00 490160

Plug it - Power Cords

Easily replace damaged cords with the rubber insulated cable 110V plug it cord that comes in various lengths.



plug it-Power Cord SJO 18 AWG-4

18 gauge cord - 13' (4 m) long

\$53.00 203923

plug it-Power Cord SJO 16 AWG-4

16 gauge cord - 13' (4 m) long

\$55.00 203925

plug it-Power Cord H05 RN-F-10

16Awg - 32.81' (10 m) long

\$69.00 203941



DTSC 400 - Delta



Protector

Removable wrap-around protection to protect the pad as well as the adjacent surfaces from inadvertent pad contact.

\$15.00 201692




Long-life Dust Collection Bag

Re-usable, nonwoven polyester bag for extra-long life.

\$35.00 201693



RTSC 400 - Rectangular



Sanding Pad - Soft

Replacement standard soft pad.

\$35.00 489252



Protector

Removable wrap-around protection to protect the pad as well as the adjacent surfaces from inadvertent pad contact.

\$15.00 201691



Long-life Dust Collection Bag

Re-usable, nonwoven polyester bag for extra-long life.

\$35.00 201693



Interface Sander Backing Pad

Narrow, rectangular pad for fast and efficient sanding of narrow stock, edges, and frame components; allows you to sand more delicate surfaces such as profiles and contours

\$28.00 490160

Cordless Accessories



Mains adapter ACA 100-120/18V Ergo

For RTSC 400, DTSC 400, ETSC 125

\$135.00 202502



Battery Pack BP 18 Li 3.1 Ergo-I

For RTSC 400, DTSC 400, ETSC 125

\$115.00 202498



TCL 6 Rapid Charger

Quickly ready for use thanks to the rapid charger for Li-ion battery packs, well as the adjacent surfaces from inadvertent pad contact.

\$79.00 201138



NEW

TCL 6 DUO Rapid Charger

For all Li-ion battery packs (except for CXS/TXS); for charging two Li-ion battery packs at the same time

\$129.00 577018



NEW

Energy Set SYS 18V 2x5,0/TCL 6 DUO

for all applications and most 18-volt devices – with a focus on power and endurance (not compatible with the sanders ETSC 125, RTSC 400, DTSC 400 and the dust extractor CTC SYS); ideal addition to the Festool Basic cordless tools or as additional battery packs for the workshop or job site; including: 2 x BP 18 Li 5,0 ASI battery pack; TCL 6 DUO rapid charger; Systainer SYS3 M 187

\$299.00 577079



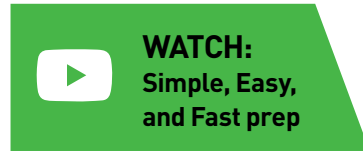
NEW

Energy Set SYS 18V 2x4,0/TCL 6 DUO

for all applications and most 18-volt devices – when the focus is on compact design (not compatible with ETSC 125, RTSC 400, & DTSC 400 cordless sanders); ideal addition to the Festool Basic cordless tools or as additional battery packs for the workshop or job site; including: 2 x BP 18 Li 4,0 HPC-ASI battery pack; TCL 6 DUO rapid charger; Systainer SYS3 M 187

\$285.00 577108

Achieve results in less time, with less mess.



Effortless drywall sanding.

Move easily and sand close to the edges effortlessly guiding the PLANEX Easy where you need it most for an unparalleled surface finish.



The all-round drywall sanders.



Textured Ceiling Removal & Wall Cleansing



Saves Time



Reduce Call Backs



Increase Efficiency



More Profitable



PLANEX Easy LHS-E 225

571935

Standard package includes

StickFix Sanding Pad - Extra Soft

LHS-E 225 carrying bag

Plug-It Power Cord

Specifications

Power consumption	400 watt
Idle engine speed	400 - 920 RPM
Interchangeable sanding pad dia.	8.5" (220 mm)
Abrasive dia.	8.9" (225 mm)
Length	63" (1.60 m)
Max. dust extraction connection dia.	1-7/16" (36 mm)
Dust extraction connection dia.	1-1/16" (27 mm)
Weight	8.8 lbs (4 kg)

Metric dimensions binding.

PLANEX Easy LHS-E 225 Drywall Sander 8.5" pad dia

571935 \$839.00

- Simple set-up and intuitive controls to let you focus on results.
- Low weight and perfect balance to reduce fatigue.
- Flexible head design allows greater freedom-of-movement for easier sanding.



The heart of the Festool System. Dust Extraction provides quicker cleanup and smoother finishes while protecting the air you breathe.

Practical features on the mobile dust extractors help improve workplace organization and improve the cleanup process. Combining this with tried and tested benefits is what makes the Festool dust extraction system even more efficient and comfortable – the best ever.

Achieve perfect walls and ceilings.



*Shown with CT 36 AC, Blast Gate and PLANEX CT Tool Holder.

PLANEX LHS 2 225
Drywall Sander 8.5" pad dia

575994 \$1,395.00



- The random orbit sanding motion produces a perfect surface quality with no grooves.
- The adjustable suction power means that the PLANEX holds its own weight against the wall and ceiling – reducing the load on the arms and back during all sanding work.
- The LED light ring reveals unevenness on the surface during sanding – eliminating the need for time-consuming reworking.



The new generation PLANEX is revolutionizing drywall construction – with LED light and random orbit movement.



Adjustable suction power.



Optimum illumination during sanding.

PLANEX LHS 2 225

575994



Standard package includes

VL-LHS 2 225 guide extension	
SC-LHS 2 225 hose clip	
Hook-and-loop fastener (5 pieces)	
Granat P180 (5 pieces)	
Sanding pad with interface pad	220 mm
SYSTAINER	SYS3 XXL 337

Specifications

Power consumption	400 watt
Eccentric motion speed	5,000 - 8,500 RPM
Sanding stroke	3/16" (4 mm)
Interchangeable sanding pad dia.	8.5" (220 mm)
Abrasive dia.	8-7/8" (225 mm)
Length	47-1/4" - 65" (1,2/1,65 m)
Dust extraction connection dia.	1-1/16"/1-7/16" (27/36 mm)
Weight	8.82 lb (4 kg)

Metric dimensions binding.



Buy with confidence.

Festool's 3-2-1 Service is tailored to the demands of your daily work.

3-Year

Wear & Tear on your Tool, Battery and Charger.

Free Repair Shipping.

2-Day

Standard Repair Turnaround Time.

1-Month

Satisfaction Guarantee. Try it for 30 days and if not convinced then simply get your money back.



PLANEX Easy - 8.5" (220 mm)



Sander Backing Pad - Ultra-Soft

Universal replacement for PLANEX Easy.

\$149.00 202546



Bag LHS-E 225

Storage and transport bag with reinforcement points.

\$179.00 202477



Brush segment BS-LHS-E 225

For PLANEX Easy.

Detachable part of the brush strip of the PLANEX sanding head.

\$289.00 203189



Brush strip BE-LHS-E 225

For PLANEX Easy.

Replacement brush strip surrounding the entire pad surface.

\$40.00 203190

Drywall Sanding Accessories



Suction hose D 36x3,5-AS/KS/LHS 225

For PLANEX and PLANEX EASY drywall sanders. Designed to lock into the drywall sanders for a secure fitting that won't come loose.

\$209.00 577101



Hook-and-loop fastener (5x)

For securely connecting power cables to CT hoses, keeping the workspace more organized.

\$11.00 205294



plug it-Power Cord SJO 18 AWG-4 PLANEX

18 gauge cord - 157" (4 m) long. Easily replace damaged cords with the rubber insulated cable 110V plug it cord.

\$46.00 203931



Reducing sleeve DC-D 36/27-AS

Connect any D36 mm or D32 mm hose to a Festool tool with a 27 mm dust port.

\$33.00 768135



Support Harness TG-LHS 225

for the PLANEX LHS 2 225 EQ(I), PLANEX 225 EQ and PLANEX LHS-E 225 easy long-reach sanders

\$289.00 576802



New PLANEX LHS 2 - 8.5" (220 mm)



Sander Backing Pad

For creating a perfect and scratch-free surface with the PLANEX LHS 2.

\$91.00 205415



Interface Sander Backing Pad

StickFix hook-and-loop surface for securing and quickly changing abrasives. Includes: 8 plastic screws

\$48.00 205418



Interface Sander Backing Pad - Ultra-Soft

Ideal for processing very soft compounds. Simply attach the interface pad to the screwed-on PLANEX LHS 2 225 pad with a hook-and-loop fastener, then use an abrasive on the interface pad as usual.

\$59.00 577252



Guide Extension

Use up to two Reach Extenders to tackle the hardest to reach areas or even high ceilings. Each section adds 450 mm.

\$255.00 577112



Hose clip

For securing the suction hose and cable on either the left hand or right hand T-handle.

\$17.00 205417



Tool Holder

For CT 36 AC and PLANEX with a carrier handle and storage space for abrasives, pads and other small parts.

\$53.00 205274



ABRASIVES

Saving you time and money with consistent results.

Festool abrasives are built with performance in mind. And performance means rapid finishing for solid results and the best in surface preparation. Designed with maximum resistance to clogging and smearing to reduce consumption and material waste, minimize rework, and create the ultimate finish.



Choose the right abrasives for the job at hand.



Granat

Most Versatile
Premium abrasive for universal use. Designed for rapid grit progression.

Coarse to extra-fine sanding

Granat Net

High Dust
Open net structure for increased dust extraction across surface. Recommended use with the protection pad.

Coarse to fine sanding

Granat Soft

Foam Backing
High level of adaptability. Even sanding finish on soft ready-made fillers.

Coarse to fine sanding



Rubin 2

Bare Wood Finish
Quickly shed wood fibers. Minimize time spent on each level for faster removal rate.

Coarse to intermediate sanding



Saphir

Aggressive Removal
Heavy stripping of hard, stubborn and thick coatings.

Removal - Coarse sanding



Vlies (fleece)

Scuff Sanding
Durable cleaning, scouring and scuff sanding for contoured surfaces. Ideal for light sanding and degreasing surfaces.

Coarse to fine sanding



Platin 2

Super-Fine Finish
Ideal for fillers, finish coats, solid surface, fiberglass and plastics. Preparation for polishing.

Fine to polishing prep

	RO 90	P40 - P1500		
	RO 125	P40 - P1500	P80 - P400	
	ETS 125			
	ETS EC 125			
	RO 150	P40 - P1500	P80 - P400	
	ETS 150			
	ETS EC 150			
	DTS 400	P40 - P400	P80 - P400	
	DTSC 400			
	RTS 400	P40 - P400	P80 - P400	
	RTSC 400			
	LS 130	P40 - P400	P80 - P400	
	PLANEX Easy	P40 - P320	P80 - P320	P80 - P400
	PLANEX LHS 2 225	P40 - P320		

Solid Wood	Solid Wood	Drywall / Filler
Composite Wood	Composite Wood	
Varnish	Varnish	
Paint	Paint	
Drywall / Filler	Drywall / Filler	
Metal	Solid Surface	
Solid Surface	Fiberglass	
Fiberglass	Plastic	
Plastic		

P40 - P220			S500 - S4000
P40 - P220	P24 - P80	100 VL - 320 VL	S400 - S4000
P40 - P220	P24 - P80	100 VL - 800 VL	S400 - S4000
P40 - P220			
P40 - P220			
P40 - P220			

	P24 - P36		
	P24 - P36		
Solid Wood	Solid Wood	Oils	Varnish
Composite Wood	Varnish	Varnish	Paint
	Paint	Paint	Solid Surface
	Metal	Metal	Plastic
	Fiberglass	Solid Surface	
		Plastic	



Granat Abrasives

our longest-lasting and best-performing abrasive - well suited for nearly all applications.

Exceptional anti-clogging properties make Granat an ideal solution for a wide range of painted and finished surfaces.

Designed for rapid grit progression, you'll spend less time getting from 80 to 220, achieving the best possible finished surface in the least amount of time.



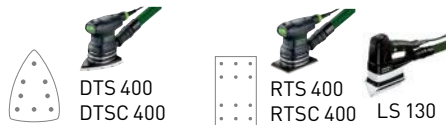
P 40
Coarse - Stripping

P 220
Between Coats

P 1500
Extra-Fine



Granat									
Grit	Qty.	Item	Price	Item	Price	Item	Price	Item	Price
P 40	50	497363	\$33.00	497390	\$29.00	497165	\$47.00	575160	\$51.00
P 60	50	497364	\$33.00	497391	\$29.00	497166	\$47.00	575161	\$51.00
P 80	50	497365	\$33.00	497392	\$29.00	497167	\$47.00	575162	\$51.00
P 100	100	497366	\$51.00	497393	\$43.00	497168	\$71.00	575163	\$77.00
P 120	100	497367	\$51.00	497394	\$43.00	497169	\$71.00	575164	\$77.00
P 150	100	497368	\$51.00	497395	\$43.00	497170	\$71.00	575165	\$77.00
P 180	100	497369	\$51.00	497396	\$43.00	497171	\$71.00	575166	\$77.00
P 220	100	497370	\$51.00	497397	\$43.00	497172	\$71.00	575167	\$77.00
P 240	100	497371	\$51.00	497398	\$43.00	497173	\$71.00	575168	\$77.00
P 280	100							575169	\$77.00
P 320	100	497372	\$51.00	497399	\$43.00	497175	\$71.00	575170	\$77.00
P 400	100	497373	\$51.00	497400	\$43.00	497177	\$71.00	575172	\$77.00
P 500	100	498326	\$51.00			497178	\$71.00	575173	\$77.00
P 800	50	498327	\$33.00			497179	\$47.00	575174	\$51.00
P 1000	50	498328	\$33.00			497180	\$47.00	575175	\$51.00
P 1200	50	498329	\$33.00			497181	\$47.00	575176	\$51.00
P 1500	50	498330	\$33.00			497182	\$47.00	575177	\$51.00



Granat					
Grit	Qty.	Item	Price	Item	Price
P 40	10	577538	\$16.00		
P 80	10	577539	\$16.00		
P 120	10	577540	\$16.00		
P 180	10	577541	\$16.00		
P 40	50	577542	\$39.00	497117	\$33.00
P 60	50	577543	\$39.00	497118	\$33.00
P 80	50	577544	\$39.00	497119	\$33.00
P 120	100	577546	\$57.00	497120	\$53.00
P 150	100	577547	\$57.00	497121	\$53.00
P 180	100	577548	\$57.00	497122	\$53.00
P 220	100	577549	\$57.00	497123	\$53.00
P 240	100	577550	\$57.00	497124	\$53.00
P 320	100	577551	\$57.00	497125	\$53.00
P 400	100	577552	\$57.00	497126	\$53.00



Granat			
Grit	Qty.	Item	Price
P40	25	205653	\$47.00
P60	25	205654	\$47.00
P80	25	205655	\$47.00
P100	25	205656	\$47.00
P120	25	205657	\$47.00
P150	25	205659	\$47.00
P180	25	205660	\$47.00
P220	25	205662	\$47.00
P240	25	205663	\$47.00
P320	25	205664	\$47.00

Sanding pad		577530 \$35.00
-------------	--	-------------------



Granat Net Abrasives

is the perfect solution for sanding materials that produce a large amount of dust.

The open net structure enables dust extraction across the entire surface - for a clean working environment and a long service life.


Simple positioning on the pad, since there is no hole pattern to follow.



P 80
Coarse

P 180
Between Coats

P 400
Fine



Granat Net									
Grit	Qty.	Item	Price	Item	Price	Item	Price	Item	Price
P 80	50	203294	\$62.00	203303	\$69.00	203320	\$52.00	203285	\$44.00
P 100	50	203295	\$62.00	203304	\$69.00	203321	\$52.00	203286	\$44.00
P 120	50	203296	\$62.00	203305	\$69.00	203322	\$52.00	203287	\$44.00
P 150	50	203297	\$62.00	203306	\$69.00	203323	\$52.00	203288	\$44.00
P 180	50	203298	\$62.00	203307	\$69.00	203324	\$52.00	203289	\$44.00
P 220	50			203308	\$69.00	203325	\$52.00		
P 240	50	203300	\$62.00	203309	\$69.00	203326	\$52.00	203291	\$44.00
P 320	50	203301	\$62.00	203310	\$69.00	203327	\$52.00	203292	\$44.00
P 400	50	203302	\$62.00	203311	\$69.00	203328	\$52.00	203293	\$44.00

Protection pads (2x)		203344 \$15.00		203343 \$16.00		577537 \$13.00		203346 \$14.00
-----------------------------	--	-------------------	--	-------------------	--	-------------------	--	-------------------



Granat Net			
Grit	Qty.	Item	Price
P 80	25	203312	\$73.00
P 100	25	203313	\$73.00
P 120	25	203314	\$73.00
P 150	25	203315	\$73.00
P 180	25	203316	\$73.00
P 240	25	203318	\$73.00
P 320	25	203319	\$73.00




Granat Soft			
Grit	Qty.	Item	Price
P 80	25	204221	\$129.00
P 100	25	204222	\$129.00
P 120	25	204223	\$129.00
P 150	25	204224	\$129.00
P 180	25	204225	\$129.00
P 240	25	204226	\$129.00
P 400	25	204228	\$129.00

Granat Soft, sandpaper on a foam backing. Ensures a very high level of adaptability and even sanding finish on soft ready-made fillers.

Protection Pads

The protection pads and granat net abrasives, when used together, can be used over a long period of time, and the multiple formats mean you'll have the right one for every task.

For a complete list of pads and abrasives visit festoolusa.com.





Saphir Abrasives
for aggressive stock removal and heavy stripping jobs with hard, stubborn and thick coatings.

Available in P24-P80 - grit abrasives for heavy-duty applications. Durable aluminum oxide abrasive incorporates a tear-resistant fabric backing for extended service life in extreme applications such as hogging out hard or heavily worn surfaces.



Saphir							
Grit	Qty.	Item	Price	Item	Price	Item	Price
P 24	25	493124	\$45.00	575194	\$48.00	205650	\$91.00
P 36	25	493125	\$45.00	575195	\$48.00	205652	\$91.00
P 50	25	493126	\$45.00	575196	\$48.00		
P 80	25	493127	\$45.00	575197	\$48.00		

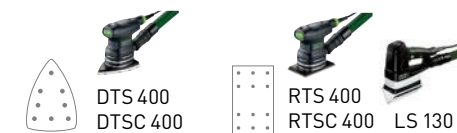


Rubin 2 Abrasives
quickly shed wood fibers and eliminate clogging, keeping the abrasive sharp.

Building on the industry-leading performance of the original Ruben abrasive, Festool's Ruben 2 sets a new standard for efficiency - perfect for all bare wood-finishing applications. Ruben 2 is designed to minimize the time spent on each level.



Rubin 2									
Grit	Qty.	Item	Price	Item	Price	Item	Price	Item	Price
P 40	50	499077	\$31.00	499161	\$28.00	499093	\$40.00	575186	\$44.00
P 60	50	499078	\$31.00	499162	\$28.00	499094	\$40.00	575187	\$44.00
P 80	50	499079	\$31.00	499163	\$28.00	499095	\$40.00	575188	\$44.00
P 100	50	499080	\$31.00	499164	\$28.00	499096	\$40.00	575189	\$44.00
P 120	50	499081	\$31.00	499165	\$28.00	499097	\$40.00	575190	\$44.00
P 150	50	499082	\$31.00	499166	\$28.00	499098	\$40.00	575191	\$44.00
P 180	50	499083	\$31.00	499167	\$28.00	499099	\$40.00	575192	\$44.00
P 220	50	499084	\$31.00	499168	\$28.00	499100	\$40.00	575193	\$44.00



Rubin 2					
Grit	Qty.	Item	Price	Item	Price
P 40	50	499133	\$33.00	499046	\$30.00
P 60	50	577572	\$33.00	499047	\$30.00
P 80	50	577573	\$33.00	499048	\$30.00
P 100	50	577574	\$33.00	499049	\$30.00
P 120	50	577575	\$33.00	499050	\$30.00
P 150	50	577576	\$33.00	499051	\$30.00
P 180	50	577577	\$33.00	499052	\$30.00
P 220	50	499140	\$33.00	499053	\$30.00

Sanding Pads

Easily overlooked but essential to ultimate sanding performance. Festool sanding pads are designed and built for perfectly smooth sanding results while surviving the most demanding applications. Available in different densities and types, sanding pads are the secret to great finishes.



For a complete list of pads and abrasives visit festoolusa.com.



**Platin 2 Abrasives
for super-fine finish
on fillers, finish coats,
solid surface, fiberglass and plastics.**

Platin 2 was specially developed for high-gloss finishes on closed surface materials such as solid surface, plastics and fiberglass, as well as fillers and finishes. Ideal abrasive for super-fine finish on fillers, finish coats, solid surface, fiberglass and plastics.

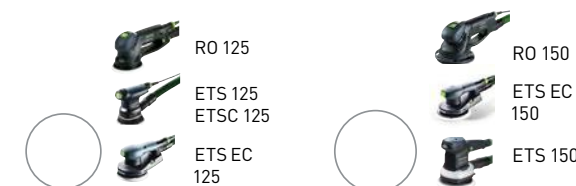


**Vlies (fleece) Abrasives
for deep pore cleaning on natural
woods, veneers and
de-rusting metal.**

Durable aluminum oxide fiber-mat for cleaning, scouring and scuff sanding a wide range of materials; especially useful for contoured surfaces. Ideal abrasive for light sanding, scouring and degreasing wood, metal and paint (Use Vlies to achieve matte or semi-gloss finishes on solid surface).



Platin 2							
Grit	Qty.	Item	Price	Item	Price	Item	Price
S 400	15					492368	\$91.00
S 500	15	498322	\$71.00	492374	\$76.00	492369	\$91.00
S 1000	15	498323	\$71.00	492375	\$76.00	492370	\$91.00
S 2000	15	498324	\$71.00	492376	\$76.00	492371	\$91.00
S 4000	15	498325	\$71.00	492377	\$76.00	492372	\$91.00



Vlies					
Grit	Qty.	Item	Price	Item	Price
100 VL	10			201126	\$45.00
320 VL	10	201132	\$45.00	201127	\$45.00
800 VL	10			201128	\$45.00



Abrasive Systerainers

Stores any abrasive in a dedicated space, clearly organized, efficiently protected against moisture and always on hand. The pivotal point of the Systerainer is the T-LOC, the central control element: Close, open, connect with just a single turn.

To see more of the abrasive systerainers available see page 57.

Dust Extraction

Transform your sanding experience by connecting seamlessly to a Festool CT Dust Extractor. Lightweight and portable, the CT MIDI has the capacity for common sanding tasks.

See more on the CT MIDI Dust Extractor on page 22.



HAND SANDING

Achieve an outstanding final finish.

An extension of the Festool abrasive line-up for machines, featuring Granat and Vlies abrasives to match material removal capacity and long service life that creates the perfect surface performance.



Flexible and universal hand sanding for a variety of sanding tasks.



GRANAT

GRANAT is a premium hand sanding abrasive that ensures to achieve your desired sanding results quickly and efficiently. Developed in accordance with the principles of machine abrasives - with enormous material removal capacity and a long service life. For a perfect surface, no matter the application.

SYSTAINER Storage

Organization made easy. The SYSTAINER System makes it possible to configure highly mobile, job-specific kits, keeping you organized and working efficiently. Festool SYSTAINERS offer a rugged, flexible, and convenient means of storing, carrying, and combining tools and accessories.



See more SYSTAINER storage and mobility on page 46.

Benefits


Longer service life and a high material removal rate due to special fused aluminum oxide. Synthetic resin for entirely bonded grits delivering long lasting cutting power. Due to the unmatched grit bonding you will have less grit break out when folding or conforming to your surface.



9" x 11" Granat sheet stock abrasive. Durable abrasive resists loading. Durable bound resists separating even when folded. Available in grits P40 - P400.

GRANAT Sheet

Grit	Qty.	Item	Price
230 x 280 mm:			
P100	50 Units	201089	\$40.00
P180	50 Units	201093	\$40.00
P40	10 Units	201256	\$11.00
P80	10 Units	201258	\$11.00
P120	10 Units	201260	\$11.00
P150	10 Units	201261	\$11.00
P180	10 Units	201262	\$11.00
P220	10 Units	201263	\$11.00
P320	10 Units	201265	\$11.00



Over 82' of 4-1/2"-wide continuous roll abrasive can be cut to length as needed. Available in grits P40 - P240.

GRANAT Roll Abrasives

Grit	Qty.	Item	Price
Granat: 115 mm x 25 m (cut to length)			
P80	1 Units	201105	\$54.00
P100	1 Units	201106	\$54.00
P120	1 Units	201107	\$54.00
P150	1 Units	201108	\$54.00
P220	1 Units	201110	\$54.00

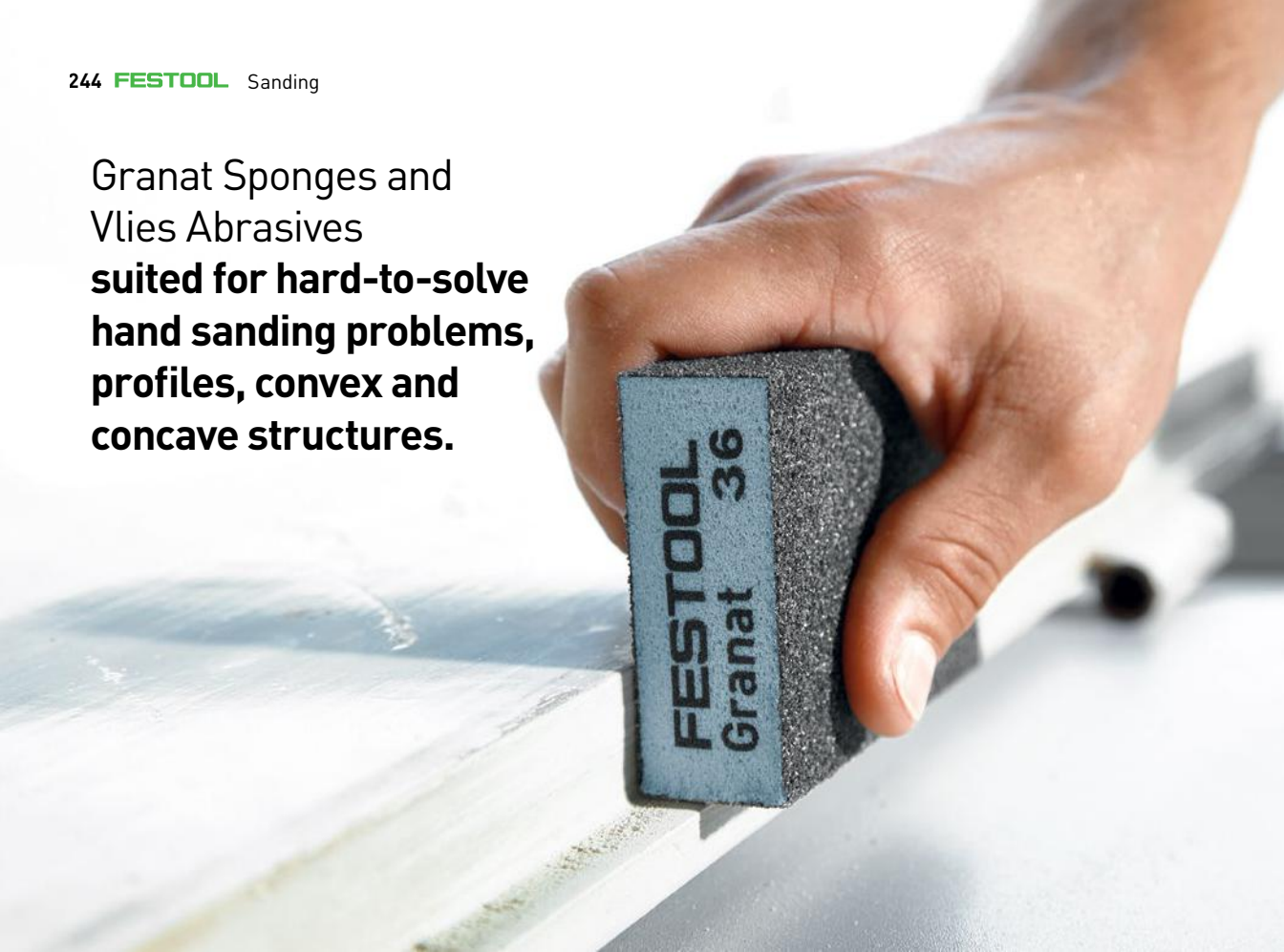


Grit abrasives for coarse sanding applications, pack of 208 perforated sheets - available in P120-P600.

GRANAT Soft Roll Abrasives

Grit	Qty.	Item	Price
Granat Soft: 115 mm x 25 m (208 perforated sheet)			
P120	208 Units	497091	\$75.00
P150	208 Units	497092	\$75.00
P180	208 Units	497093	\$75.00
P240	208 Units	497094	\$75.00
P320	208 Units	497095	\$75.00
P400	208 Units	497096	\$75.00
P600	208 Units	497098	\$75.00

Granat Sponges and Vlies Abrasives suited for hard-to-solve hand sanding problems, profiles, convex and concave structures.




GRANAT Sponges




Durable four-sided abrasive sponges. Perfect for sanding edges, rabbets, and profiles.

Grit	Qty.	Item	Price
69 x 98 x 26 mm:			
36	6 Units	201080	\$26.00
60	6 Units	201081	\$26.00
120	6 Units	201082	\$26.00
220	6 Units	201083	\$26.00



Specially formed sponge with convex, square, and beveled surfaces. Perfect for sanding concave profiles, bevels, edges, rabbets, and profiles.

120	6 Units	201084	\$26.00
-----	---------	--------	---------



Double -side sponge with unique grit coating on soft core foam compresses to conform to sensitive surface profiles providing even surface preparation with even pressure distribution.

Grit	Qty.	Item	Price
69 x 98 x 26 mm:			
36	6 Units	201112	\$12.00
60	6 Units	201113	\$12.00
120	6 Units	201114	\$12.00
220	6 Units	201507	\$12.00

Vlies Abrasives

Permeable structure abrasive matrix that resists clogging. Flexible structure is ideally suited to abrading profiles, convex and concave structures, as well as general-purpose scuff sanding.



Grit	Qty.	Item	Price
115 x 152 mm:			
100	25 Units	201115	\$45.00



800	30 Units	497089	\$45.00
-----	----------	--------	---------



Flexible

Specially developed and shaped abrasives feature different profiles, formats, and grits to adapt to hand sanding tasks. Helping to achieve an outstanding final finish.

SYSTAINER Storage

Organization made easy. The SYSTAINER System makes it possible to configure highly mobile, job-specific kits, keeping you organized and working efficiently. Festool SYSTAINERS offer a rugged, flexible, and convenient means of storing, carrying, and combining tools and accessories.



See more SYSTAINER storage and mobility on page 46.



POLISHING

Conquer the most demanding applications with ease.

Achieve unmatched surface quality with the efficient polishing system from Festool. Color-coded polishing compounds correlate with the appropriate sponge to deliver the perfect levels of finish. Polishing compounds come in easy-to-use squeeze bottles with resealable tops and a corresponding color band to indicate which sponge is to be used with the polish.

Conquer the most demanding polishing applications with ease.



POLISHING System



Achieve unmatched surface quality with the efficient polishing system from Festool. Color-coded polishing compounds correlate with the appropriate sponge to deliver the perfect levels of finish. Polishing compounds come in easy-to-use squeeze bottles with resealable tops and a corresponding color band to indicate which sponge is to be used with the polish.



Simple

Color-coded bottles and sponges provide a matched abrasive and sponge system to deliver excellent results without frustration.

Progressive





From coarse to extra-fine, in flat or waffle-face design, Festool sponges provide a consistent and uniform delivery system for consistent polishing performance.



Effective

Festool polishing system combined with high-performance polishing machines provide a complete system from the most abrasive tasks to the highest surface qualities.


Polishing Pads

	Polishing Backing Pad - RO 90 For RO 90, for attaching polishing accessories. Diameter 2-15/16" (75 mm).	\$39.00	495625
	Polishing Backing Pad - RO 125 For RO 125, for attaching polishing accessories. Diameter 4-1/2" (115 mm).	\$44.00	492128
	Polishing Backing Pad - RO 150 For RO 150, for attaching polishing accessories. Diameter 5-5/16" (135 mm).	\$55.00	496151
	Polishing Pad - RAP 150 For RAP 150, for attaching polishing accessories. Diameter 5-5/16" (135 mm).	\$59.00	488342


Polishing Compounds

	Speed Cut - Polishing Compound MPA 5010 OR/0,5L Speed Cut abrasive polish. Silicone free formula. 500 ml bottle. Use with Festool orange sponges.	\$49.00	202048
	Fine - Polishing Compound MPA 9010 BL/0,5L Fine polishing formula. Silicone free formula. 500 ml bottle. Use with Festool blue sponges.	\$42.00	202050
	High Gloss - Polishing Compound MPA 11010 WH/0,5L High gloss polishing formula. Silicone free formula. 500 ml bottle. Use with Festool white sponges.	\$42.00	202051
	Sealing spray MPA SV+/0,5L Spray sealant preserves, protects, and maintains clear coat finishes. Provides a deep shine. 500 ml spray bottle.	\$35.00	202052
	Finish-Cleaner MPA F+/0,5L Finish cleaner helps to ensure brilliant results. 500 ml spray bottle.	\$28.00	202053

Polishing Cloths

	Microfiber Cloth Excellent for removing polish residues and grease marks. Also for finish polishing and touch-ups. (2 pieces)	\$26.00	205732
---	---	---------	--------

Polishing Accessories

		D80	D125	D150
	Polishing sponge Medium polishing sponge for paint prep and applying abrasive compounds, polishes, and waxes. Orange. (1 piece)			\$29.00 202369
	(5 pieces)	\$40.00 201993		\$135.00 201997
	Polishing sponge Medium-Fine polishing sponge for paint prep and applying abrasive compounds, polishes, and waxes. Blue. (1 piece)			\$23.00 202373
	(5 pieces)	\$37.00 202001		\$105.00 202005
	Polishing sponge Medium-Fine polishing sponge for paint prep and applying abrasive compounds, polishes, and waxes. Blue. Waffle face. (5 pieces)		\$82.00 202004	
	Polishing sponge Fine polishing sponge for preliminary polishing and finishing when removing dust inclusions. White. (1 piece)			\$23.00 202377
	(5 pieces)	\$37.00 202009		\$105.00 202013
	Polishing sponge Extra-Fine polishing sponge for applying a high-gloss polish and sealants as well as polishing out holograms. Black. Waffle face. (1 piece)			\$23.00 202380
	(5 pieces)			\$99.00 202019
	Premium sheepskin For an even polishing finish. Low spattering characteristics due to pile height of 18 mm (1 piece)			\$38.00 202046
	(5 pieces)	\$91.00 202044		
	Hard Polishing Felt (5 pieces)	\$44.00 488339	\$44.00 493078	\$46.00 488348
	Soft Polishing Felt Use to apply compounds and finishes to semi flat or slight contour surfaces. (5 pieces)	\$44.00 488341		

GRINDER

Built for the professional remodeler.

The powerful AGC 18 cordless angle grinder is highly durable and built to last and perform in a broad variety of applications for the professional remodeler who needs reliable, versatile performance.



- Index
- Cleaning
- MFT
- Storage
- Cordless
- Sawing
- Multi-Tool
- Routers
- Banding
- Joinery
- Planer
- Drilling
- Lighting
- Radio
- Sanding
- Polishing
- Grinder**



BEAUTY.

BEAST.

NEW

RG 130 RENOVATION GRINDER

This tough-meets-technical diamond grinder can devour the roughest concrete and painted surfaces with smooth, tidy precision.



Maximum speed and ergonomics with minimal dust exposure.



Power through tough surfaces like built-up paint while deftly cutting to a clean surface with the renovation grinder RG 130.

Strong and durable

The RG 130 is built for heavy-duty work in the most demanding applications and backed by the Festool-exclusive three-year, wear-and-tear warranty when registered online.

Big jobs demand big volume and the CT 48 E AC HEPA delivers big time! Large capacity tank (48 liters or 12.7 gallons), with high volume suction (137 CFM with 96" static water lift) ensures you can keep working with fewer interruptions to empty the machine. See more on the CT 48 E AC HEPA on page 28.



WATCH:
Video of
Features



NEW RG 130 Renovation Grinder

ECI-Plus RENOFIX
577048 \$699.00

- Top motor speed of 7700 RPM, coupled with aggressive diamond-tooling
- Make work faster by cutting through layers of decades-old surface build-up to reveal fresh surfaces.
- Integrated dust shroud with spring-loaded brushes feature a fold-up front segment for resurfacing right up to an edge.
- Powerful 13-amp motor, robust internal parts and electronic protection.
- Built for heavy-duty work in the most demanding applications.
- Large adjustable bail-style handle with over-mold provides positive grip for comfort and control.
- Removable Guide Ring provides adjustable depth control to protect surfaces.
- Replaceable Brush Ring contains dust for efficient extraction

NEW

RG 130
ECI-Plus RENOFIX
577048



Standard package includes

Front Handle	
Flange Set	
Hook-and-loop Fastener	
SYSTAINER	SYS3 L 237
Key	KF-AG

Specifications

Tool dia.	5-1/8" (130 mm)
Dust extraction connection dia.	1-7/16" (36 mm)
Weight	8.59 lbs (3.9 kg)

Metric dimensions binding.



Tackle a wide array of professional projects.



Working with the material in mind
Steplessly adjustable speed of 4500–8500 rpm.



Versatility
Equipped for surface grinding and including a unique battery position for cut-off operation, this angle grinder can help you tackle a wide array of professional projects.



AGC 18 Angle Grinder

Basic 576824 \$399.00

- Work appropriately for the material: Speed can be steplessly adjusted between 4500 and 8500 rpm.
- Ideal ergonomics for cutting work: Its design means that it fits well in the user’s hand, runs smoothly and generates few vibrations.
- Systems get it done: Compatible with the battery packs and chargers in the Festool 18 Volt System.
- Get results fast: Thanks to the powerful, brushless – and therefore maintenance-free – EC-TEC motor.
- Soft start-up, electronic overload protection, motor brake and restart protection.
- Robust and long-lasting: Enclosed motor and cast electronics are safely protected against dust.



AGC 18 Basic

576824

Standard package includes

Auxiliary Handle VIBRASTOP	
Flange	
Guard	
Key	
Quick-acting Clamping Nut	
SYSTAINER	SYS3 M 187

Specifications

Battery voltage	18 V
Li-ion battery capacity	5.2 Ah
Idle Engine Speed	4,500 - 8,500 RPM
Disc diameter	4-1/2" (115 mm)
Spindle Thread/Flange	5/8"
Weight with Li-ion	5.95 lbs (2.7 kg)

Metric dimensions binding.

Angle Grinder Accessories









AGC 18 Accessories			
	Enclosed protective cover For safe work with cutting discs made of bonded abrasives	\$55.00	203377
	Protective cover For grinding work with flap discs and roughing discs	\$16.00	203383
	Cut-off wheel For cutting steel and stainless steel; Dia. 4-1/2" (115mm), Max. hole dia. 7/8" (22.23mm), Qty: 10	\$44.00	204903
	Keyless flange nut Front clamping flange; sanders clamped without using tools	\$33.00	204928
	Flange Rear clamping flange; for clamping sanders	\$16.00	203382
	Key For flange	\$22.00	204929
	Hand protection For safe work with wire brushes	\$16.00	205193
	Auxiliary handle VIBRASTOP Holder M8	\$16.00	769620
	Battery Pack BP 18 Li 5.2 ASI Powerful 5.2 Ah battery for endurance and power. The all-rounder for all applications. Integrated LED display on the battery pack provides charge status at all times. Bluetooth® enables the compatible CLEANTEC mobile dust extractor to be started automatically when the cordless tool is activated.	\$135.00	202480
	Rapid Charger TCL 6 For Li-ion battery packs (except for CXS/TXS). LED display shows the remaining battery life and charge status. Space-saving with a secure cord holder. Simple wall mounting through elongated holes on the rear.	\$79.00	201138
	TCL 6 DUO Rapid Charger For all Li-ion battery packs (except for CXS/TXS); for charging two Li-ion battery packs at the same time	\$129.00	577018
	Rapid Charger SCA 8 Faster re-charge for less down time. AIRSTREAM batteries with the SCA 8 charger re-charge 60% faster than previous charging technology. And batteries equipped with AIRSTREAM design cool down 3X faster than non-equipped versions, so the charging process can begin sooner, getting you back to work faster.	\$105.00	200313

Time-saving work

Lockable spindle and quick-action clamping nut for fast disc changes without the need for tools.



RG 130 Accessories

	Guide Table GT-RG 130 for RG 130 ECI, RG 130; Removable guidance ring with locking nut	\$57.00	769080
	Brush Ring BC-RG 130 for RG 130 ECI, RG 130; Replaceable spare brush ring with folding segment	\$30.00	769110
	Diamond Disc Hard-D130 Premium for RG 130 ECI, RG 130; for grinding on concrete, removal of epoxy resin from solid surfaces or coatings/paints from concrete	\$199.00	768017
	Diamond Disc Abrasive-D130 Premium for RG 130 ECI, RG 130; For sand-based materials, screed, fresh concrete, adhesive on screed, sand-lime brick and cellular concrete	\$199.00	768018
	Diamond Disc Stone-D130 Premium for RG 130 ECI, RG 130; For extremely hard materials and hard concrete (harder than B 35)	\$199.00	769166
	Diamond Disc Thermo-D130 Premium for RG 130 ECI, RG 130; For removing thermoelastic materials	\$199.00	768023
	Diamond Disc Paint-D130 Premium for RG 130 ECI, RG 130; for removing thick layers of paint and clear coats from wood	\$199.00	204176
	Diamond Disc Hard-D130 Standard for RG 130 ECI, RG 130; for grinding on concrete, removal of epoxy resin from solid surfaces or coatings/paints from concrete	\$99.00	499972
	Diamond Disc Abrasive-D130 Standard for RG 130 ECI, RG 130; for sand-based materials	\$99.00	499973



Impressively ergonomic

Optimal battery and handle orientation and switch position for cutting work. Smooth operation and vibration dampening.

Garantía limitada de Festool USA LLC todo incluido

Festool USA LLC (“Festool”) garantiza que todas las herramientas eléctricas nuevas de Festool compradas a distribuidores autorizados en los Estados Unidos estarán libres de defectos de materiales y mano de obra durante un período de 3 años a partir de la fecha de compra original al por menor.

Garantía limitada todo incluido

Las condiciones de la Garantía limitada con todo incluido son las siguientes:

Esta garantía se aplica durante tres años a partir de la fecha de compra original. Se requiere comprobante de compra. Esta garantía no es válida si la herramienta no se usa, opera, repara y mantiene de acuerdo con el manual de instrucciones de la herramienta.

Quedan excluidos de la cobertura de esta garantía:

- Accesorios y / o aditamentos, que incluyen, entre otros, hojas de sierra, brocas, brocas para enrutar, discos de lijado y ropa.
- Herramientas compradas fuera de los Estados Unidos
- Reparaciones o reemplazos no realizados por un centro de servicio autorizado de Festool, fuera del mantenimiento de rutina como se establece en el manual de instrucciones
- Piezas o componentes no suministrados por Festool o que han sido modificados
- Daños causados por mal uso, abuso, accidente, impacto, desgaste anormal, almacenamiento inadecuado y / o exposición a los elementos, o negligencia.
- Daños causados por cualquier otra cosa que no sean defectos de materiales y mano de obra
- Ajustes normales y mantenimiento recomendado según se establece en el manual de instrucciones de la herramienta
- Daños por el funcionamiento de la herramienta a un voltaje o frecuencia diferente de la clasificación de la herramienta, incluido el uso de transformadores
- Daños resultantes del uso de accesorios o aditamentos que no sean de FESTOOL
- Herramientas utilizadas en aplicaciones industriales de gran volumen

Si ocurriera cualquier falla cubierta por esta Garantía limitada, el comprador debe comunicarse con Festool a través de nuestro sitio web, www.festoolusa.com/service o llamar al 888-337-8600 para obtener autorización e información de envío. Festool, a su entera discreción, puede optar por reparar, reemplazar o reembolsar el precio de compra de cualquier herramienta cubierta por esta Garantía limitada que se encuentre defectuosa, sin costo para el comprador. Las devoluciones en garantía serán procesadas por Festool de acuerdo con el flujo de trabajo normal y la disponibilidad de repuestos y componentes. Festool emitirá una

etiqueta de envío prepago para la devolución de la herramienta al centro de servicio de Festool y también devolverá la herramienta reparada con el flete prepago, si la reparación o el reemplazo están cubiertos por esta Garantía limitada.

FESTOOL NO SERÁ RESPONSABLE DE NINGÚN DAÑO CONSECUENTE, INCIDENTAL O ESPECIAL INDEPENDIENTEMENTE DE LA TEORÍA DEL DERECHO EN QUE SE BASE EL RECLAMO. TODAS LAS GARANTÍAS IMPLÍCITAS POR LA LEY ESTATAL, INCLUIDAS LAS GARANTÍAS IMPLÍCITAS DE COMERCIABILIDAD Y APTITUD PARA UN PROPÓSITO EN PARTICULAR, ESTÁN LIMITADAS A LA DURACIÓN DE TRES AÑOS.

ALGUNOS ESTADOS DE EE. UU. NO PERMITEN EXCLUSIONES / LIMITACIONES DE DAÑOS INCIDENTALES O CONSECUENTES Y / O LIMITACIONES SOBRE LA DURACIÓN DE UNA GARANTÍA IMPLÍCITA, POR LO QUE ES POSIBLE QUE LA LIMITACIÓN ANTERIOR NO SE APLIQUE EN SU CASO. ESTA GARANTÍA LE OTORGA DERECHOS LEGALES ESPECÍFICOS Y TAMBIÉN PUEDE TENER OTROS DERECHOS QUE VARÍAN DE ESTADO A ESTADO EN LOS EE. UU.

Con la excepción de las garantías implícitas en las leyes estatales o provinciales según lo limitado anteriormente, la garantía limitada anterior es exclusiva y sustituye a todas las demás garantías, acuerdos y obligaciones similares de Festool. Ningún agente, representante, distribuidor, concesionario o empleado de Festool tiene la autoridad para aumentar o modificar las obligaciones o limitaciones de esta garantía.

Los datos personales que hemos recibido a través del registro de su herramienta para la garantía de Festool con todo incluido (incluida la carga de facturas) (por ejemplo, nombre y apellido, dirección) se almacenan, procesan o utilizan exclusivamente para el manejo de los servicios asociados. La base legal para esto es el art. 6 párr. 1 encendido. b) GDPR. Si y en la medida en que elimine su cuenta MyFestool, continuaremos almacenando sus datos personales necesarios para el cumplimiento del contrato hasta que expire la garantía. Todos los datos son utilizados por Festool y Festool GmbH. Además, podemos transferir los datos a TTS Tooltechnic Systems AG & Co. KG. La base legal para esto es el interés de nuestra empresa, Art. 6 párr. 1 encendido. f) GDPR. Los datos no se cederán a terceros ni se utilizarán con fines publicitarios. Para obtener más información sobre la protección de datos, consulte <https://www.festoolusa.com/legal-information/data-protection>

Garante: Festool USA LLC
400 N. Enterprise Dr.
Lebanon, IN 46052, USA
800-337-8600
service@festoolusa.com
www.festoolusa.com/service

Manual de instrucciones

Advertencia

Para reducir el riesgo de lesiones personales y para obtener el mejor rendimiento óptimo de la herramienta, asegúrese de leer, comprender y seguir todas las instrucciones de seguridad y operación del manual de instrucciones antes de usar la herramienta. Un manual de instrucciones se suministra con cada herramienta. Si el suyo está perdido o si tiene preguntas, llame al 888.337.8600 para obtener un reemplazo.

Advertencia de salud

Varios polvos creados por lijado, aserrado, esmerilado, taladrado y otras actividades de construcción contienen productos químicos conocidos (por el Estado de California) que causan cáncer, defectos de nacimiento u otros daños reproductivos. Algunos ejemplos de estos productos químicos son: el plomo de las pinturas a base de plomo; sílice cristalina de ladrillos y cemento y otros productos de albañilería; Arsénico y cromo de la madera tratada químicamente.

El riesgo de estas exposiciones varía según la frecuencia con la que realice este tipo de trabajo. Para reducir su exposición a estos productos químicos: trabaje siempre en un área bien ventilada. Festool recomienda utilizar extractores de polvo con cada herramienta eléctrica. Si la inhalación de polvo, sin embargo, excede el nivel ambiental (fondo), use un respirador aprobado por NIOSH / MSHA para el material en cuestión.

Renuncia

Festool se reserva el derecho de realizar cambios o mejoras en sus productos sin incurrir en una obligación adicional de realizar los cambios o mejoras correspondientes a los productos fabricados o vendidos anteriormente. Festool se reserva el derecho de suspender los productos en cualquier momento sin previo aviso. Todas las ilustraciones y fotografías mostradas en

Este catálogo es propiedad de Festool y no se duplicará ni reproducirá sin el consentimiento expreso por escrito de Festool. Las especificaciones y fotografías son a partir del 3/01/21 y están sujetas a cambios sin previo aviso. Cualquier uso no autorizado de una marca registrada sin consentimiento expreso por escrito está estrictamente prohibido.

Festool no se hace responsable de los errores tipográficos.

FESTOOL®
CONSTRUIDO MEJOR PARA CONSTRUIR MEJOR

Festool® is a registered trademark of FestoolUSA, LLC.

Festool USA LLC Limited Warranty all-inclusive

Festool USA LLC (“Festool”) warrants that all new Festool power tools purchased from authorized dealers in the United States will be free from defects in materials and workmanship for a term of 3 years from the date of original retail purchase.

Limited Warranty all-inclusive

Conditions of the Warranty all-inclusive Limited Warranty are as follows:

This warranty applies for 3 years from the date of original retail purchase. Proof of purchase is required. This warranty is void if the tool is not used, operated, repaired and maintained in accordance with the tool’s instruction manual.

Excluded from this warranty’s coverage are:

- Accessories and/or attachments, including, but not limited to, saw blades, drill bits, router bits, sanding discs and apparel
- Tools purchased from outside of the United States
- Repairs or replacements not performed by an authorized Festool Service Center, outside of routine maintenance as set forth in the instruction manual
- Parts or components not supplied by Festool or that have been modified
- Damage caused by misuse, abuse, accident, impact, abnormal wear and tear, improper storage and/or exposure to the elements, or neglect
- Damage caused by anything other than defects in materials and workmanship
- Normal adjustments and recommended maintenance as set forth in the tool’s instruction manual
- Damage from the operation of the tool at a voltage or frequency different from the tool’s rating, including the use of transformers
- Damage resulting from the use of any non-FESTOOL accessories or attachments
- Tools used in high volume industrial applications

Should any failure covered by this Limited Warranty occur, the purchaser must contact Festool through our website, www.festoolusa.com/service or call 888-337-8600 for authorization and shipping information. Festool, in its sole discretion, may elect to repair, replace or refund the purchase price of any tool covered by this Limited Warranty that is found to be defective, at no cost to the purchaser. Warranty returns will be processed by Festool according to normal work flow and availability of replacement parts and components. Festool will issue a prepaid shipping label for return of the tool to the Festool Service Center and will also return

the repaired tool freight prepaid, if the repair or replacement is covered under this Limited Warranty.

FESTOOL SHALL NOT BE LIABLE FOR ANY CONSEQUENTIAL, INCIDENTAL OR SPECIAL DAMAGES REGARDLESS OF THE THEORY OF LAW ON WHICH THE CLAIM IS BASED. ALL WARRANTIES IMPLIED BY STATE LAW, INCLUDING THE IMPLIED WARRANTIES OF MERCHANTABILITY AND FITNESS FOR A PARTICULAR PURPOSE ARE HEREBY LIMITED TO THE DURATION OF THREE YEARS.

SOME STATES IN THE U.S. DO NOT ALLOW EXCLUSIONS/LIMITATIONS OF INCIDENTAL OR CONSEQUENTIAL DAMAGES AND/OR LIMITATIONS ON HOW LONG AN IMPLIED WARRANTY LASTS, SO THE ABOVE LIMITATION MAY NOT APPLY TO YOU. THIS WARRANTY GIVES YOU SPECIFIC LEGAL RIGHTS, AND YOU MAY ALSO HAVE OTHER RIGHTS THAT VARY FROM STATE TO STATE IN THE U.S.

With the exception of any warranties implied by state or province law as limited above, the foregoing limited warranty is exclusive and in lieu of all other warranties, guarantees, agreements, and similar obligations of Festool. No agent, representative, distributor, dealer, or employee of Festool has the authority to increase or otherwise modify the obligations or limitations of this warranty.

The personal data which we have received through the registration of your tool for Festool’s warranty all-inclusive (incl. invoice-upload) [e.g. first and last name, address] are stored, processed or used exclusively for the handling of the associated services. The legal basis for this is Art. 6 para. 1 lit. b) GDPR. If and insofar as you delete your MyFestool account, we will continue to store your personal data required for the fulfilment of the contract until the warranty expires.

All data is used by Festool and Festool GmbH. In addition, we may transfer the data to TTS Tooltechnic Systems AG & Co. KG. The legal basis for this is our company interest, Art. 6 para. 1 lit. f) GDPR. The data will not be transferred to other third parties or otherwise used for advertising purposes. For further information on data protection, please see <https://www.festoolusa.com/legal-information/data-protection>

Warrantor: Festool USA LLC
400 N. Enterprise Dr.
Lebanon, IN 46052, USA
800-337-8600
service@festoolusa.com
www.festoolusa.com/service

Instruction Manual

Warning

To reduce the risk of personal injury and for best optimum tool performance, be sure to read, understand, and follow all the safety and operating instructions in the instruction manual before using the tool. An instruction manual is furnished with every tool. If yours is lost or if you have questions, please call 888.337.8600 for a replacement.

Health Warning

Various dusts created by power sanding, sawing, grinding, drilling, and other construction activities contain chemicals known (to the State of California) to cause cancer, birth defects or other reproductive harm. Some examples of these chemicals are: lead from lead-based paints; crystalline silica from bricks and cement and other masonry products; arsenic and chromium from chemically treated lumber.

Your risk from these exposures varies, depending on how often you do this type of work. To reduce your exposure to these chemicals: always work in a well-ventilated area. Festool recommends to use Dust Extractors with every power tool. If the inhalation of dust nevertheless exceeds the ambient (background) level, wear a respirator approved by NIOSH/MSHA for the material at issue.

Disclaimer

Festool reserves the right to make changes or improvements on its products without incurring an additional obligation to make corresponding changes or improvements to products previously manufactured or sold. Festool reserves the right to discontinue products at any time without notice. All illustrations and photographs displayed in this catalog are the property of Festool and shall not be duplicated or reproduced without the express written consent of Festool. Specifications and photographs are as of 3/01/21 and are subject to change without notice. Any unauthorized use of a trademark without express written consent is strictly prohibited.

Festool is not responsible for typographical errors.

FESTOOL®
BUILT BETTER TO BUILD BETTER™

Festool® is a registered trademark of FestoolUSA, LLC.

© Copyright 2023 FestoolUSA, Tooltechnic Systems, LLC. All rights reserved.

Nota: La siguiente es una garantía limitada ejemplar de Festool. La garantía real que viene con su herramienta eléctrica está controlando.

Para determinar si su aplicación está excluida de la garantía bajo esta condición, comuníquese con el Centro de servicio de Festool al 888.337.8600.

Note: The following is an exemplar Festool limited warranty. The actual warranty that comes with your power tool is controlling.

To determine if your application is excluded from the warranty under this condition, please contact the Festool Service Center at 888.337.8600.

FESTOOL®

Festool USA, LLC
400 N. Enterprise Blvd.
Lebanon, IN 46052

Customer Service & Product Questions
Tel 888.337.8600

[festoolusa.com](https://www.festoolusa.com)



Festool USA Product Catalog 2023
Replaces all previous catalogs
Digital Copy EN

Festool is not responsible for typographical errors.
Printed in the USA